



General: Quantum is a family of extremely low brightness, highly performing round LED downlights suitable to illuminate both residential and commercial applications. A polycarbonate lens combined with optical components that have different levels of opacity guarantees a clean beam and optimal efficiency. Quantum's organic reflector shape provides outstanding glare control while still assuring high efficacy of the luminaire.

Fixture Body: Powder Coated Aluminum 6026 (superior corrosion resistance)

Trim: Bezel, Round.

Mounting: Recessed ceiling.

Dimensions/Weight: 2.0" (0.10 lbs) – 2.2" (0.28 lbs) – 2.8" (0.88 lbs)

Driver: Remote, 120-277V Dimmable 0-10V or Non-Dim.

Operation: Constant Current (CC)

CC features: Less susceptible to voltage drop (exceeding 32' distance); Allows for dimming down to 0.1%; Fixtures need to be wired in series.

Wattages: 2W (2.0") – 2W (2.2") – 6.3W (2.2") – 10W (2.8")

Cable: Fixture comes with 0.56' of power cable.

IP rating: IP44 (with an IP65 rating of the optical chamber). Fixture is protected against solid objects greater than 0.04" and against water splashes on the fixture trim or lens. Not suitable for Outdoor applications or direct water jets.

ETL Certification: ETL, damp location

Optics: Adjustable with a 35° tilt and a 360° rotation (refer to Quantum Fixed spec sheet for Fixed version). Available in Spot – Flood – Medium Wide Flood. Also available with Honeycomb louver.

Color temperatures: 2700K – 3000K – 3500K – 4000K.

CRI: 92, (2.2", 2W 80 CRI)

Lumen Maintenance: L70 projections tested at Tj 65° C and Ta 25°.

Warranty: 5-year Limited Warranty on fixtures. 1-year Limited Warranty on Remote Drivers



2.0" (2W)



2.2" (2W / 6.3W)



2.8" (10W)

Adjustable Delivered Lumens*	2.0" (2W)	2.2" (4W)	2.2" (6.3W)	2.8" (10W)	3.2" (15W)
USP	–	on request	–	–	–
SP	78	on request	on request	725	1052
FL	75	on request	on request	719	889
NFL	–	–	on request	–	–
MWFL	78	on request	on request	583	766

*Values shown for 3000K

Adj. HoneyComb Delivered Lumens*	2.0" (2W)	2.2" (4W)	2.2" (6.3W)	2.8" (10W)	3.2" (15W)
USP	–	on request	–	–	–
SP	60	on request	on request	540	684
FL	54	on request	on request	488	601
NFL	–	–	on request	–	–
MWFL	48	on request	on request	326	479

*Values shown for 3000K

Ordering Information

(Required)⁵

QTM	Product	Trim/Finish	Type	Diameter	Wattage/Operation	Color Temp ¹	Optic	+	Driver
QTM = Quantum		RWH = Round White RBL = Round Black RGO = Round Gold	A = Adjustable AHC = Adj. HoneyComb	20 = 2.0" 22 = 2.2" 28 = 2.8"	2 CC = 2W / Constant Current (630mA) 2 CC = 2W / Constant Current (630mA) ¹ 6 CC = 6.3W / Constant Current (700mA) ² 10 CC = 10W / Constant Current (800mA)	92-27 = 2700K 92-30 = 3000K 92-35 = 3500K 92-40 = 4000K	USP = Ultra Spot ³ SP = Spot FL = Flood NFL = Narrow Flood ⁴ MWFL = Medium Wide Flood		ECO30W-XXX SOLO50W-XXX SOLO100W-XXX

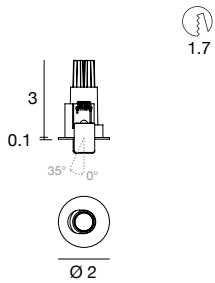
¹ 2.2" 2W 80CRI ONLY, 80-27 thru 80-40, all others 92 CRI
² SP, NFL, MWFL ONLY

³ 2.2" 2W ONLY
⁴ 2.2" 6.3W ONLY

⁵ See page 2



2.0" 2W 630mA

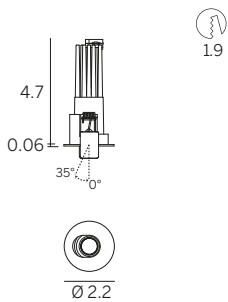


DRIVER OPTIONS (pick one)

C.C. Power supply options (remote only)

ECO30W-630	SOLO50W-630	SOLO100W-630
0-10V EldoLED ECOdrive 30W for 1-10 fixtures	0-10V EldoLED SOLOdrive 50W for 1-16 fixtures	0-10V EldoLED SOLOdrive 100W for 1-32 fixtures

2.2" 2W 630mA

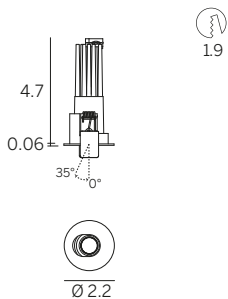


DRIVER OPTIONS (pick one)

C.C. Power supply options (remote only)

ECO30W-630	SOLO50W-630	SOLO100W-630
0-10V EldoLED ECOdrive 30W for 1-10 fixtures	0-10V EldoLED SOLOdrive 50W for 1-16 fixtures	0-10V EldoLED SOLOdrive 100W for 1-32 fixtures

2.2" 6.3W 700mA

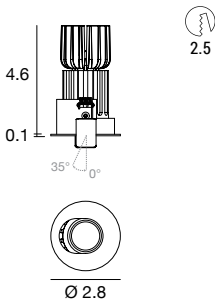


DRIVER OPTIONS (pick one)

C.C. Power supply options (remote only)

ECO30W-700	SOLO50W-700	SOLO100W-700
0-10V EldoLED ECOdrive 30W for 1-3 fixtures	0-10V EldoLED SOLOdrive 50W for 1-6 fixtures	0-10V EldoLED SOLOdrive 100W for 1-12 fixtures

2.8" 10W 800mA



DRIVER OPTIONS (pick one)

C.C. Power supply options (remote only)

ECO30W-800	SOLO100W-800
0-10V EldoLED ECOdrive 30W for 1-2 fixtures	0-10V EldoLED SOLOdrive 100W for 1-4 fixtures