
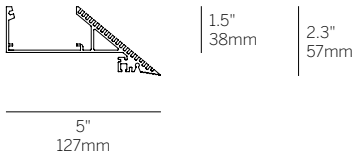


Edgeless P Nose Cove



Ordering Information				
Model	Fixation	Pattern	Length	Finish
WG-EPN	RPT	S PC ¹ PR ¹ PPI ¹ PPO ¹ PZ ¹	A A x B A x B x C A x B x A x B	R



Luminaire

- Cove system featuring plaster-in precision knife edge for clean, minimal effect. Non-illuminated.
- Complete system for wall to wall installations.
- Lengths and angles factory cut to exact field dimensions.
- Unpainted finish.

Fixation

- RPT = Recessed plaster trim

Pattern

- S = Straight run
- PC = Standard patterns coffer 2, 3 or 4 sided with 90° inside corners¹
- PR = Standard patterns raft 2, 3 or 4 sided with 90° outside corners¹
- PPI = Wall to wall / wall to ceiling, 90° inside corner¹
- PPO = Wall to wall / wall to ceiling, 90° outside corner¹
- PZ = Non-standard patterns and/or corners other than 90°, consult factory¹

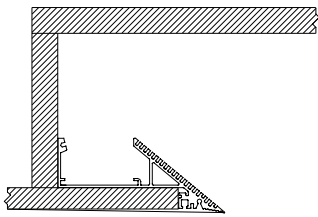
Length

- A, B, C = specify inches to the nearest 0.25" (i.e. 72.25") For patterns specify each length (i.e. 2 sided: A x B = 72.25" x 48"; 3 sided: A x B x C; 4 sided: A x B x A x B)

Finish

- R = Unpainted Finish

¹ See pattern specsheet



Gypsum Ceiling Mounting.