

Edgeless P Nose Cove




inter•lux



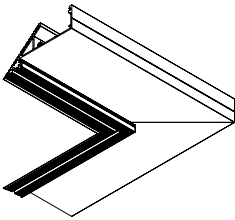
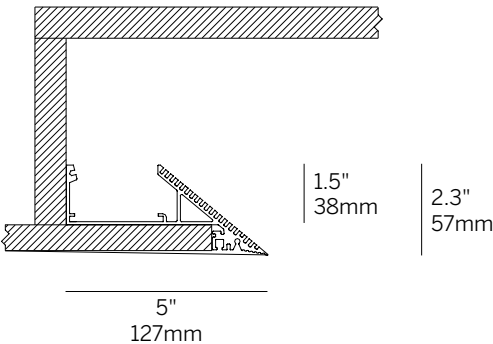
Non-illuminated cove system featuring plaster-in precision knife edge for clean, minimal effect.

- Cove system featuring plaster-in precision knife edge for clean, minimal effect. Non-illuminated.
- Complete system for wall to wall installations.
- Lengths and angles factory cut to exact field dimensions.
- Unpainted finish.

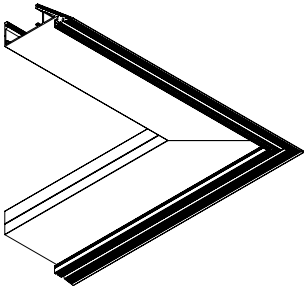
Contents	
1	overview
2	specifications / configurator



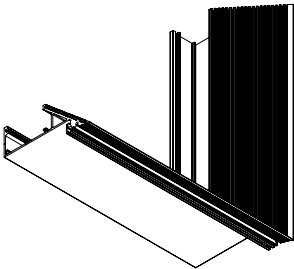
QS Quick Ship Available



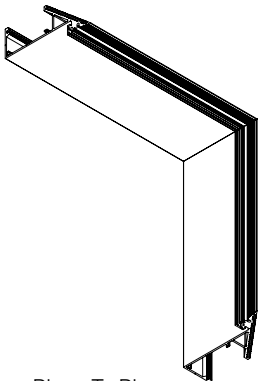
Pattern Coffe (PC)



Pattern Raft (PR)



Plane To Plane
Inside Corner (PPI)



Plane To Plane
Outside Corner (PPO)

Ordering Information					
WG-EPN	RPT			R	
Model	Fixation	Pattern	Length	Finish	Options
WG-EPN	RPT	S PC ¹ PR ¹ PPI ¹ PPO ¹ PZ ¹	A A x B A x B x C A x B x A x B	R	LEC REC LREC

Model

- WG-EPN = Edgeless P Nose Cove

Fixation

- RPT = Recessed Plaster Trim

Pattern

- S = Straight run
- PC = Standard patterns coffer 2, 3 or 4 sided with 90° inside corners¹
- PR = Standard patterns raft 2, 3 or 4 sided with 90° outside corners¹
- PPI = Wall to wall / wall to ceiling, 90° inside corner¹
- PPO = Wall to wall / wall to ceiling, 90° outside corner¹
- PZ = Non-standard patterns and/or corners other than 90°, consult factory¹

Length

- A, B, C = specify inches to the nearest 0.25" (i.e. 72.25")
For patterns specify each length (i.e. 2 sided: A x B = 72.25" x 48";
3 sided: A x B x C; 4 sided: A x B x A x B)

Finish

- R = Unpainted Raw Aluminum

Options

- LEC = Left end cap
- REC = Right end cap
- LREC = Left & Right end caps

¹ See pattern specs sheet.