


Box Cove LED

Submittal - Pattern 4 Sided Coffer

Project Name _____ SO# _____

Fixture Type _____ PO# _____



Ordering Information

WG-BC	PC							SM	
Model	Type	Length	LED ³	Color	Voltage	Power	Diffuser	Mount	Options ²
WG-BC	PC ²	A x B x A x B	L M H	827 830 835 840 927 930 935 940	UNV 120	S D010 D3W DES DFPN	S (STD) OF SF	SM	

Luminaire

- Indirect cove system featuring clean box profile for continuous lighting inside coves or as stand alone cove system.
- White LED light source.
- Lengths and angles factory cut to exact field dimensions.
- Powder coat painted white - RAL 9010.
- Snap-on satin diffuser optimized for forward distribution (standard).

Type

- PC = Standard patterns coffer 2, 3 or 4 sided with 90° corners²

Length

- A, B, C = specify feet & inches to the nearest 0.25" (i.e. 6' 5.5")

LED³

- L = Low Power (3W/ft)
- M = Mid Power (6W/ft)
- H = High Power (10W/ft)

Color

- 80+ CRI minimum
- 827 = 2700K
- 830 = 3000K
- 835 = 3500K
- 840 = 4000K
- For 90+ CRI specify 927, 930, etc

Voltage

- UNV = 120-277V
- 120 = 120V (DFPN only)

Power Supply (integral)

- S = Standard driver, 120-277V
- D010 = Osram, 10%, 0-10V dimming, 120-277V
- D3W = Lutron, 1%, 3-wire fluorescent dimming, 120-277V
- DES = Lutron, 1%, EcoSystem E1/E2 digital dimming, 120-277V
- DFPN = Lutron 1% forward phase with neutral, 120V only

Diffuser

- S = Snap-on satin diffuser (standard)
- OF = Opal flat diffuser
- SF = Satin flat diffuser

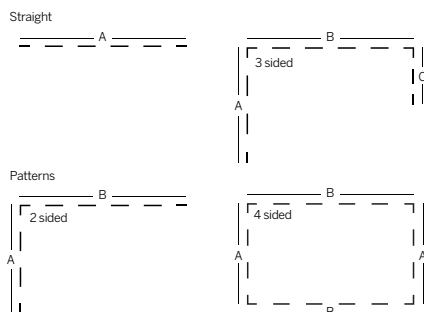
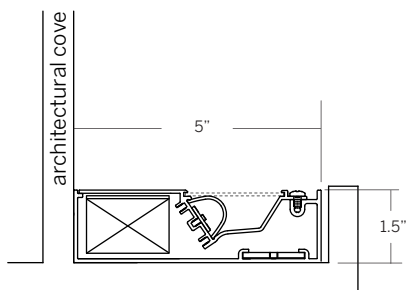
Mounting

- SM = Surface

Options²

- Contact factory for emergency lighting options

- 1 Standard setup assumes the cove ends at a perpendicular wall and the led board is set back from the end to minimize light on the perpendicular wall. Contact us for options.
- 2 See pattern specs sheet.
- 3 Wattage shown does not include power supplies/drivers.



Customer Approval

<input type="checkbox"/> Approved	Company _____
<input type="checkbox"/> Approved with corrections noted	Signature _____
<input type="checkbox"/> Revise and Resubmit	Print Name _____
	Date _____

Original Submission Date _____

Box Cove LED

Submittal - Pattern 4 Sided Coffer

inter•lux

Project Name _____ SO# _____

Fixture Type _____ PO# _____

System	Qty.	Overall Length 'A'	Overall Length 'B'
1	_____	_____	_____
2	_____	_____	_____
3	_____	_____	_____
4	_____	_____	_____

Customer Approval

☐ Approved

Company _____

☐ Approved with
corrections noted

Signature _____

Print Name _____

☐ Revise and Resubmit

Date _____

* overall length of finished mounting surface

