


inter•lux



tools for lighting



Inter-lux

Inter-lux has curated a collection of lighting products that represents the best in international design. Inter-lux is sensitive to the demands of the North American Market. We know exactly how you need your product: on time, on budget, and all backed up with only the very best in pre and post order service.

tools for lighting



ALM

- 6** Dulles Airport Transit System
- 10** Aspers Casino
- 18** W Hotel
- 22** The Kennedy Center



Filix

- 28** Novi Spa & Resort
- 32** Hotel Lone
- 36** M House
- 40** Novamed Polyclinic
- 44** Freedom Square



IP44.de

- 54** Private Residence



Schmitz

- 60** Officina Vidre Negre
- 62** Brillen Bahn
- 66** Autorama, Malmö



Steng

- 76** Kloster Holzen
- 82** W Hotel



Whitegoods

- 88** Maidstone Museum
- 94** The Halcyon Art Gallery
- 98** SJBerwin
- 106** Royal College of Obstetricians
- 112** Fremantle Media HQ
- 116** BMW Park Lane



Products

- 126** ALM
- 132** Filix
- 134** IP44.de
- 135** Schmitz
- 138** Steng
- 143** Whitegoods

ALM

Performance architectural lighting

Often used in large public spaces, offices and hotels where a well-proportioned luminaire is needed to illuminate the space, ALM products have been used to create world class lighting solutions. In addition to the standard range, modified and custom solutions are available.




Dulles Airport Transit System

Dulles Airport in Virginia was originally designed by Finnish Architect Eero Saarinen and opened in 1962. It is widely considered a classic piece of aviation architecture, so when lighting designers MCLA were approached by SOM architects to collaborate on renovations and extensions in the 1990s, respect for the original architecture was put at the center of the design brief. The new Aerotrain transit system elements have become a key part of the visual language of the space, creating luminous objects within the huge voids of the original architecture.



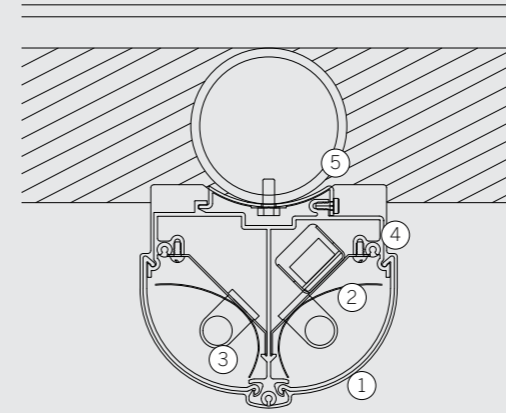
“**The existing** terminal is more or less a sacred building. It’s beautiful and graceful. The challenge was how to be respectful of that, while creating something that could be its own beautiful element in that context.”
Maureen Moran, Principal, MCLA



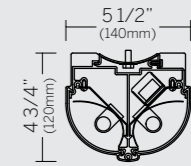


By lighting the inside of the glass Aerotrain pods, the scheme effectively turns these architectural elements into huge luminaires. Inside the pods and the tunnels is a demanding and rugged environment with high pressure and vibration created by the movement of the trains through the tunnels. The demands of the project called for a completely custom solution.

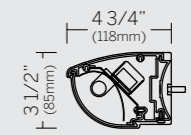
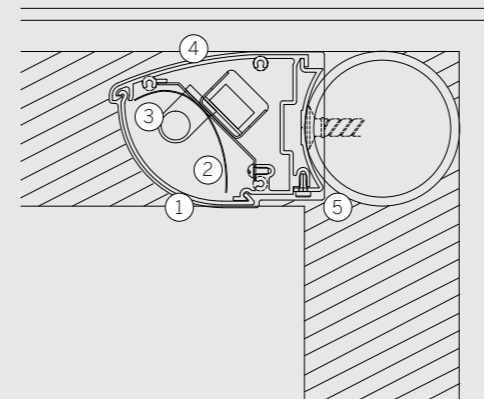
Client Dulles Airport Transit System
Architect SOM
Lighting Designer MCLA



Product specifications

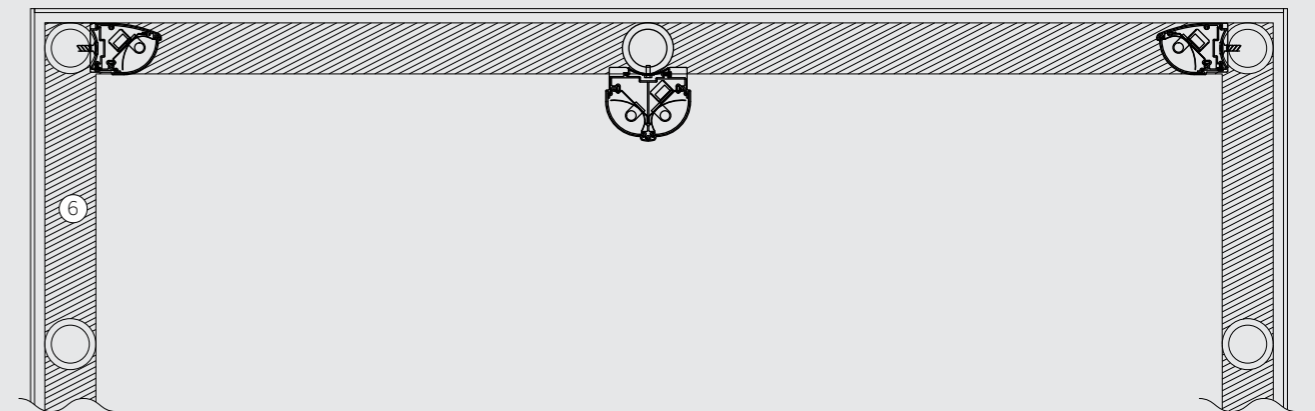


Product	Dulles Transit Light
Lamp	T5
Lumens	5700 lm
Power	2 X 28W
Finish	Powder coated aluminum
Code	AL-custom



Product	Dulles Custom Light
Lamp	T5
Lumens	2850 lm
Power	28W
Finish	Powder coated aluminum
Code	AL-custom

- 1 - Clear ribbed acrylic lens
- 2 - Asymmetric specular reflector
- 3 - T5 lamp
- 4 - Extruded aluminum housing
- 5 - Base of extrusion designed to fit steel tube construction
- 6 - Steel tube frame



Aspers Casino

Conceived as a series of dazzling floating rings, delicately sparkling with thousands of cut glass pendant elements, the lighting scheme for Aspers Casino is dramatic and effective. The rings provide the majority of lighting over gaming tables and so had to be functionally effective as well as visually impressive.

“**ALM delivered** this custom project on time and on budget, which is impressive considering the quantities involved and the compressed time frame. They did a great job of taking our initial sketches through to a really high quality product.”
Graham Walmsley, Director, Gravity Design



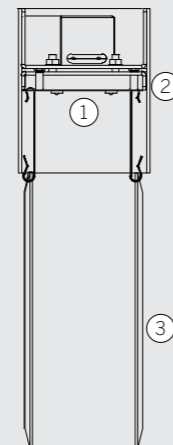
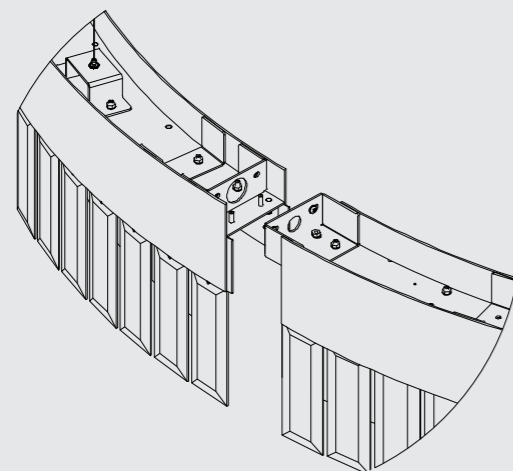
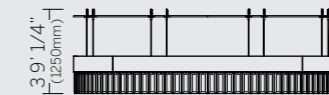
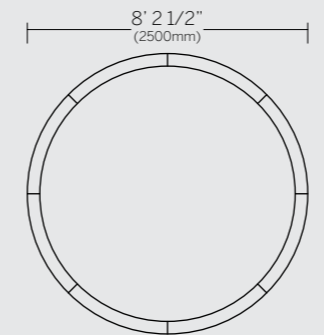
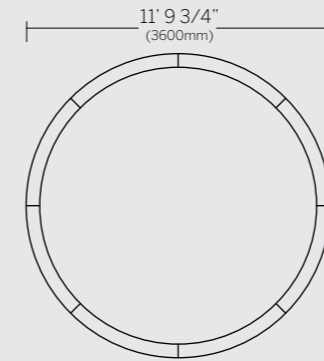
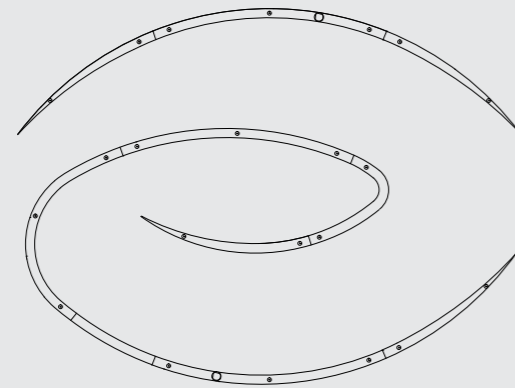
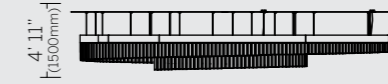
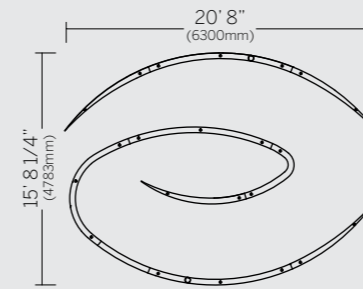
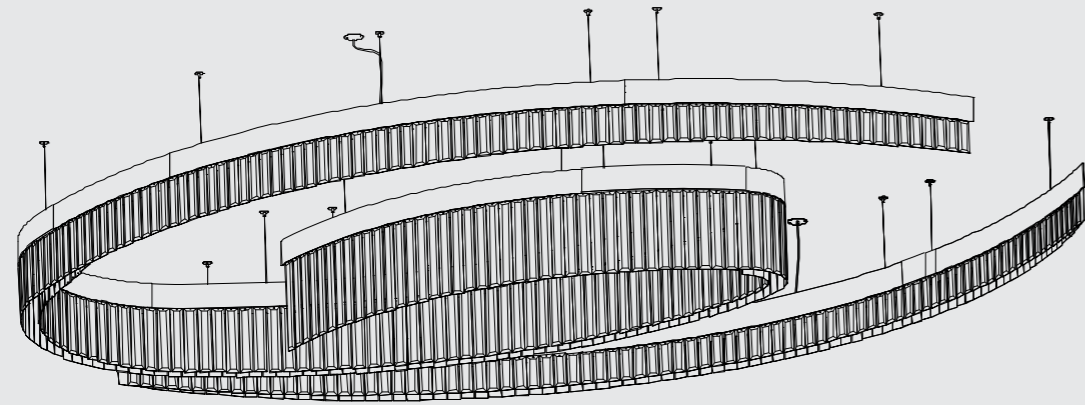
The bar area is a focal point and demanded a more specific treatment than the surrounding gaming spaces, while retaining the same design theme for the lighting elements. In this case the rings were abstracted into interconnecting spiral forms to describe the oval shape of the bar island.



Client Aspers Casino
Lighting Designer Gravity Design



Each of the thousands of cut glass drops were hand made by artisans commissioned by ALM for this extraordinary project. Hundreds of feet of linear LEDs light the drops creating iridescent patterns and sparkles through the glass as well as delivering the designed light levels below.



- 1 - LED linear strips
- 2 - Custom paint finish cladding
- 3 - Hand cut lead crystal glass drops

Product specifications

Product	Aspers Ring
Lamp	Osram LED
Lumens	84,000 lm
Power	288W
Finish	Powder coated aluminum
Code	AL-custom

Product	Aspers Ring 3600
Lamp	Osram LED
Lumens	45,000 lm
Power	155W
Finish	Powder coated aluminum
Code	AL-custom

Product	Aspers Ring 2500
Lamp	Osram LED
Lumens	30,000 lm
Power	105W
Finish	Powder coated aluminum
Code	AL-custom

W Hotel

W Hotels is world renowned as a design brand, so making a strong first impression is critical. The lifestyle design house Clodagh and lighting designers MCLA developed several diameters (7', 8', and 9') of large scale glowing circles suspended over the main entrance drive through and drop off area, delivering light and drama. The rings needed to be rugged and tough to withstand the coastal environment. The specially curved aluminum is heavy duty powder coated and all fixings are stainless steel. The diffuser is CNC machined etched acrylic backlit with high output, long life LEDs to achieve an even glow.

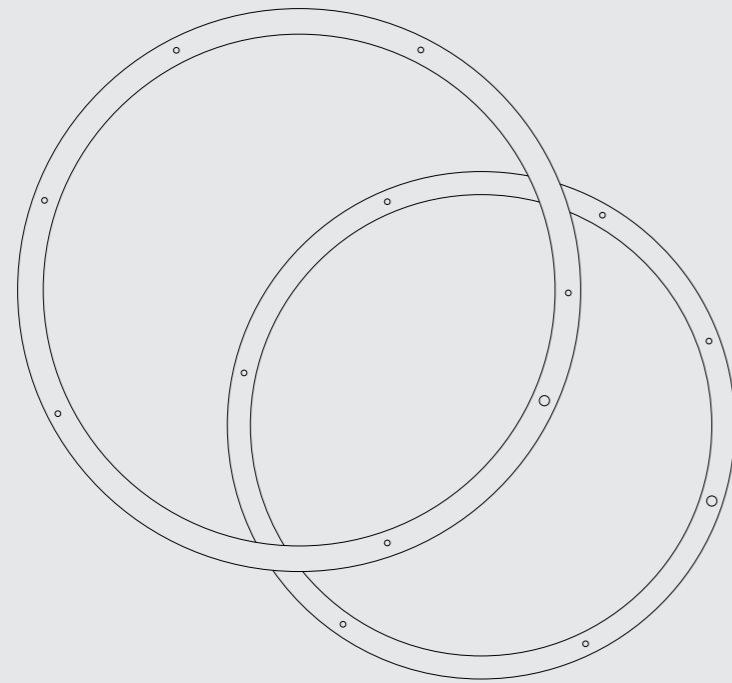
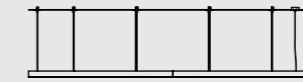
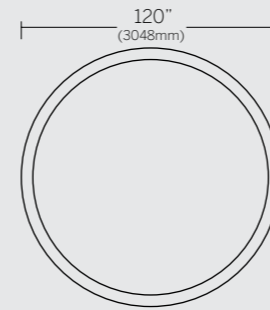
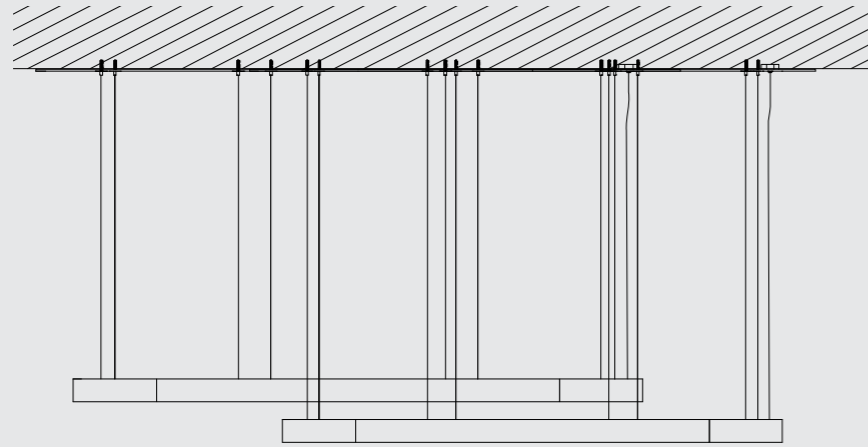
“**We needed** a dramatic statement to really get guests excited as they arrive. Our concept was these over-size rings, but we really weren't sure if we could have them built to withstand the local weather conditions. The end result is just fantastic.”
Maureen Moran, Principal, MCLA

Client W Hotels
Architect Adache Associates/Clodagh
Lighting Designer MCLA

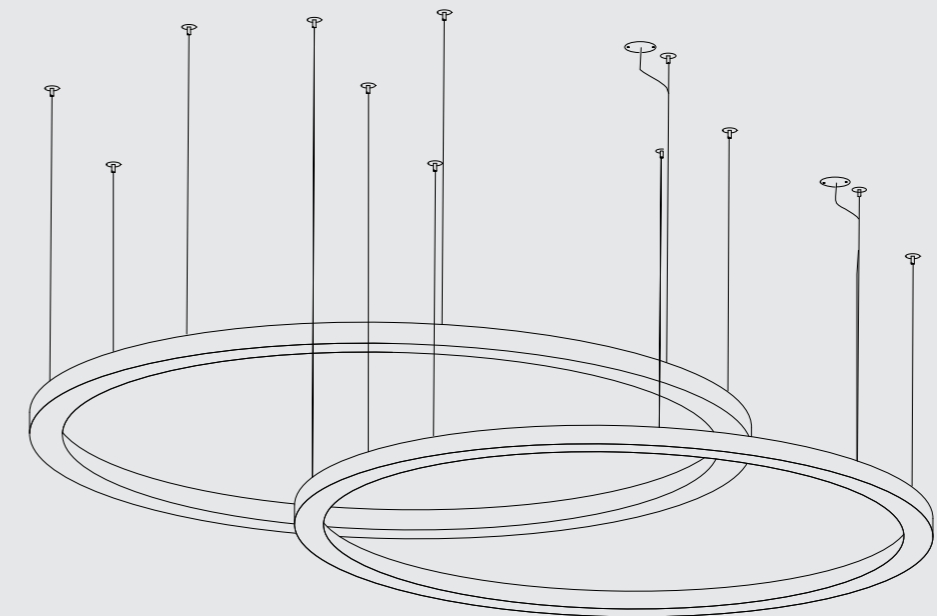
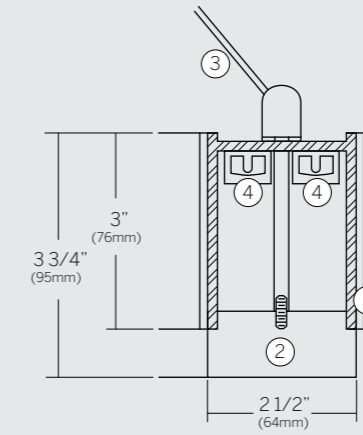


Product specifications

Product	W Hotel Rings
Lamp	LED
Lumens	35,280 lm
Power	450W
Finish	Powder coated aluminum
Code	AL-custom



- 1 - Curved side wall extrusion
- 2 - Curved opal diffuser
- 3 - Suspension cable
- 4 - LED strips for downlight



The Kennedy Center

The Kennedy Center was designed by architect Edward Durell Stone and opened in 1971. When Perkins Eastman Architects were selected to make improvements in the 1990s, they identified the “garage lobbies,” where many visitors first experience the inside of the building, as needing a completely new approach. They were completely refurbished, taking their style and finishes from the rest of the interior spaces within the building, and crucially bringing a new lighting design, with pendants hanging in an apparently random configuration. The pendants cast light in all directions, alleviating shadows in what could otherwise have been awkward spaces to light evenly.

Client The Kennedy Center
Lighting Designer Perkins Eastman Architects

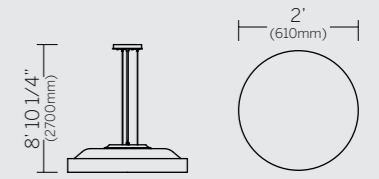


“We made a number of key design moves: A white treatment was applied to the glass of the lobbies, visually separating them from the parking garages. Marble and metalwork matching the upper levels was used to link them to the interior, and lighting was really key in getting the spaces to work vertically.”
Leonardo Varone, Perkins Eastman Architects

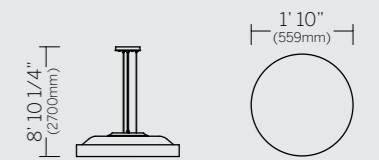




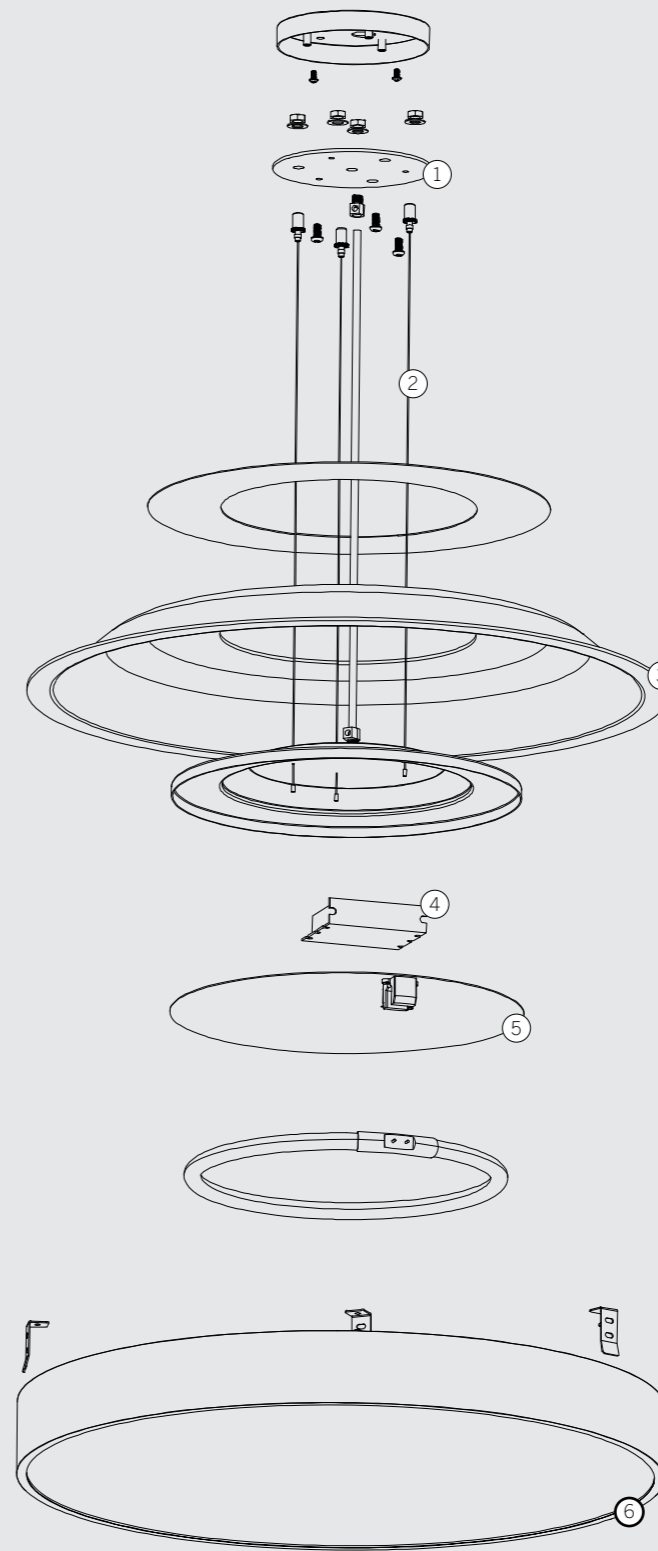
Product specifications



Product	Puck
Lamp	T5 Circular
Lumens	3300 lm
Power	40W
Finish	Powder coated aluminum
Code	AL-1500



Product	Puck
Lamp	T5 Circular
Lumens	1800 lm
Power	22W
Finish	Powder coated aluminum
Code	AL-1500



- 1 - Canopy
- 2 - Suspension cable
- 3 - Molded acrylic top cover
- 4 - Ballast
- 5 - Reflector
- 6 - Body with satin opal diffuser

Filix

Innovative outdoor architectural LED

Filix is the source for exceptional white color and RGB color LED products and systems. The versatility of these robust luminaires is demonstrated by some exceptional projects from internationally renowned designers.



Novi Spa & Resort

This luxurious hospitality complex includes a hotel, spa, conference hall and restaurants as well as a villa resort. The lighting design strategy was to create a sophisticated and futuristic atmosphere by integrating the lighting into architectural solutions. With this in mind, LED light sources were used throughout the dramatic corridors with color-changing technology being utilized to create a wide variety of moods and visual landscapes. As the day progresses the lighting is altered from vibrant and colorful to warm and inviting, inspired by the peaceful Mediterranean surroundings.

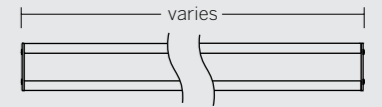
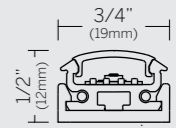
Client Novi Spa & Resort
Lighting Designer Skira Lighting Design

“The scene in the corridors is never the same, and the light is dynamically following your steps in gentle movement and chromatic change. Attention to detail has been the key to success of the lighting scheme in this project, any mood can be created regardless of the time of day or night.”
Dean Skira, Skira Lighting Design

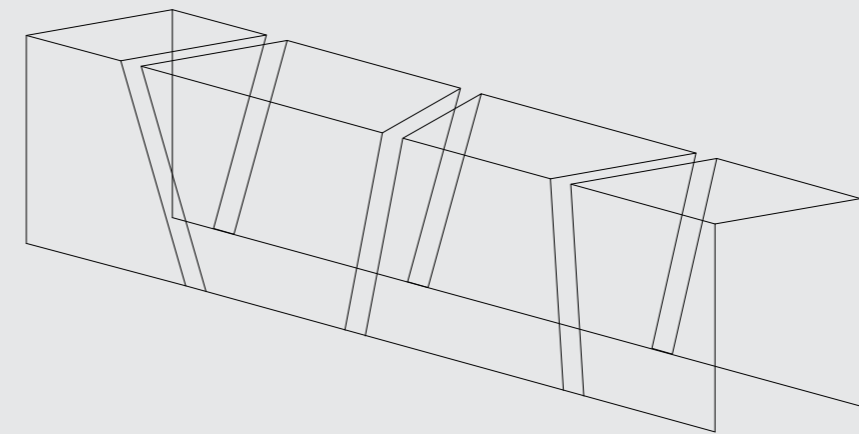
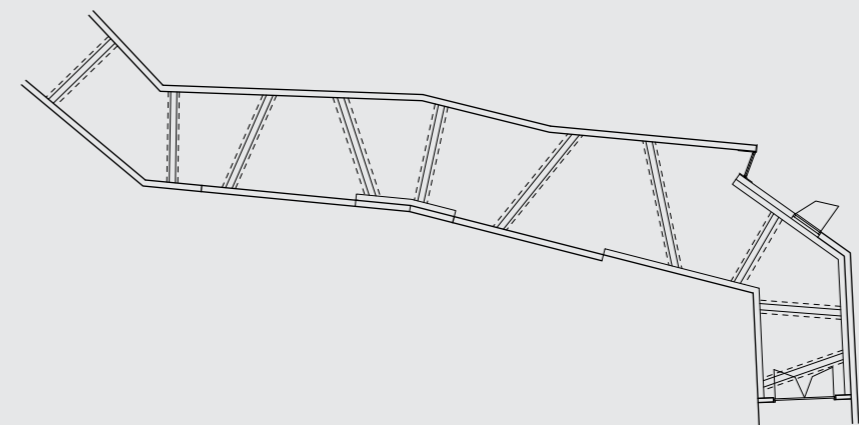




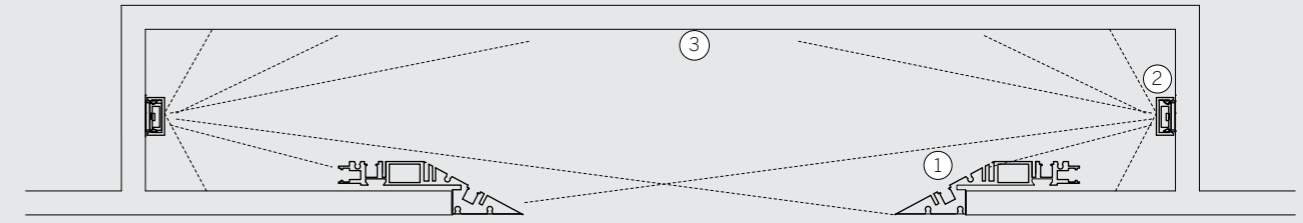
Product specifications



Product	Line
Lamp	LED strip
Lumens	(R) 29 lm/ft (G) 65 lm/ft (B) 15 lm/ft
Power	3W/ft
Finish	Anodized aluminum
Code	FX-LI




- 1 - Custom knife edge profile
- 2 - Line mounted within recess
- 3 - Interior surface finished matte white

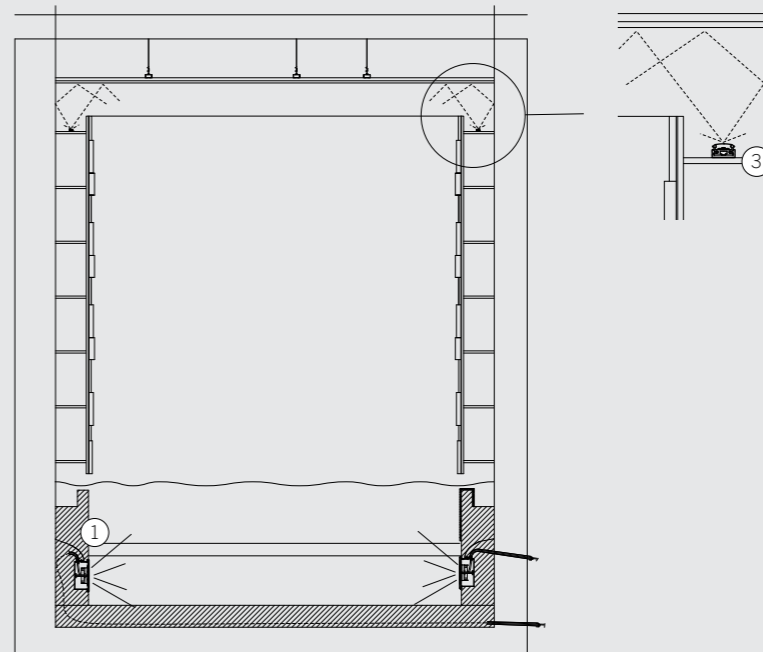


Hotel Lone

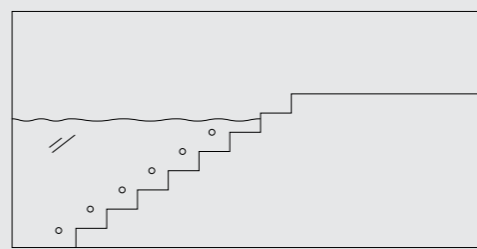
Dramatic yet tranquil, the lighting of the thermal spa pools at the Hotel Lone resort provides the perfect ambience for luxurious pampering. Ambient light levels are kept low, and the dark tiled surfaces give a sophisticated calm, relaxing the eyes and thus the body. Color flows into the space from concealed linear LED lighting positions at the top of the walls, while the steps are made clearly visible with underwater, wall recessed white light LED fixtures.



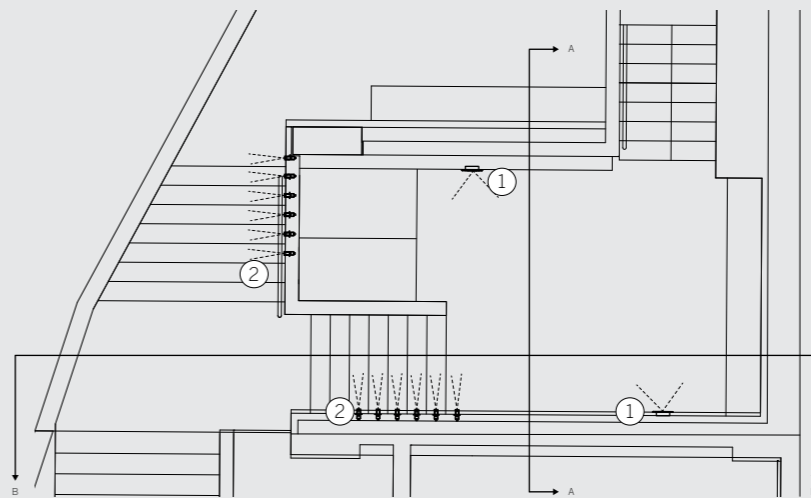
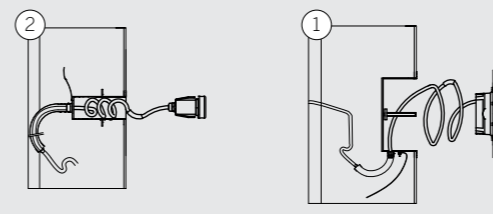
Client Hotel Lone
Architect 3LHD
Lighting Designer LUKS



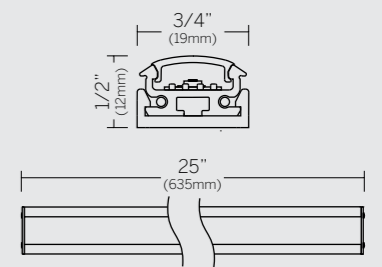
Section A-A



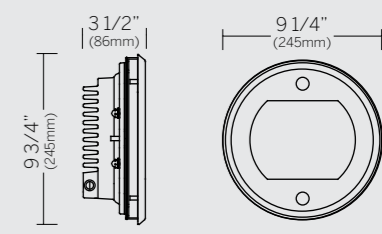
Section B-B



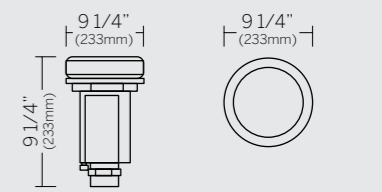
Product specifications



Product	Line
Lamp	LED strip
Lumens	(R) 29 lm/ft (G) 65 lm/ft (B) 15 lm/ft
Power	3W/ft
Finish	Anodized aluminum
Code	FX-LI



Product	Arpool L
Lamp	High power LED
Lumens	(R) 1218 lm (G) 1743 lm (B) 525 lm
Power	65W
Finish	Stainless steel 316L
Code	FX-AL



Product	Arpool S
Lamp	LED
Lumens	Hi power LED
Power	(R) 54 lm (G) 54 lm (B) 18 lm
Finish	Stainless steel 316L
Code	FX-AS

- 1 - Arpool L for underwater illumination
- 2 - Arpool S for underwater illumination
- 3 - Line IP68 to create cove

M House

As any architect or designer knows, light is a factor in achieving a quality of life. A fact that is not lost on the residents of this dramatic piece of residential architecture. Dramatic architecture needs light to play its part, and at M House Skira Lighting Design has achieved a perfect balance of drama, innovation and practicality.




“Accent lighting, and in particular color, need to be used carefully in a residential situation. The client has to live every day with your design choices, so you must make them carefully. It is sometimes about what you don't light as much as what you do.”
Dean Skira, Skira Lighting Design

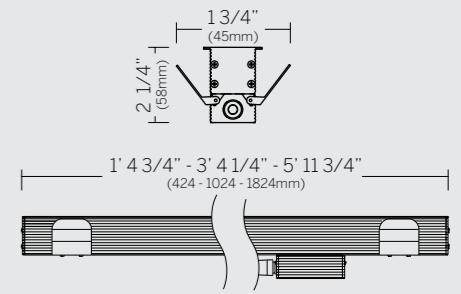
Client M House
Lighting Designer Skira
Lighting Design



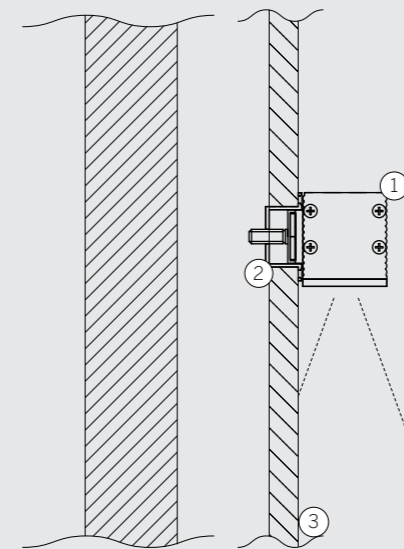
An innovative use of a standard product with a non-standard mounting detail gives this stairwell a unique character. The apparently random arrangement is of course carefully considered and in fact, vertically the luminaires are all aligned to one of their end points.



Product specifications



Product	Office
Lamp	LED strip
Lumens	220 lm/ft
Power	3W/ft
Finish	Anodized aluminum
Code	FX-OF (custom mounting)



- 1 - Office linear LED
- 2 - Magnetic flush mount fixing bracket
- 3 - Wall

Novamed Polyclinic

The idea of this contour came out of a picture of brain cells in a local newspaper. Transforming the basic image of these cells into a lighted linear organic form was a challenge, not only presenting the idea but also building it. It was necessary to find the ideal location for the continuous curve since the ceiling is packed with various installations. It needed to be continuous to communicate the concept of the connection of cells in our mind.

“**To reduce** the number of visible elements we used existing solutions, such as the multi-lamp recessed luminaire that holds three or four adjustable projectors inside the housing. The well-planned height of the HVAC allowed us to integrate the lamp into the form of the lighting dome that required a fourteen-inch depth in the ceiling. This provided the desired amount of light, and was wired for fluorescent and RGB LED modules. In this way diffused and soft lighting was achieved with controllable intensity and changing colors.”
Dean Skira, Skira Lighting Design



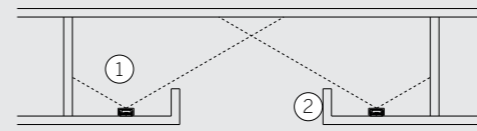
Client Novamed Polyclinic
Lighting Designer Skira
Lighting Design



“The visitors probably won't understand at first glance what this form represents but it will certainly make them think about it and forget for a moment where they actually entered and for which reason.”
Dean Skira, Skira Lighting Design

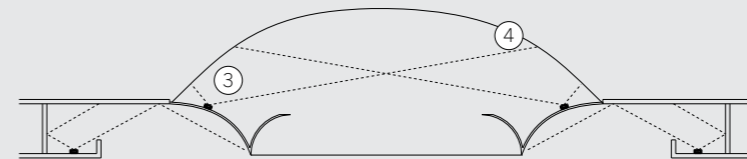


Product specifications

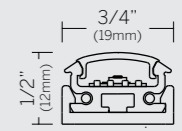


Section A-A

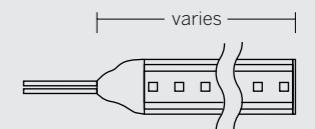
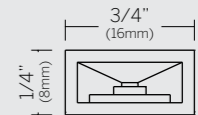
- 1 - Line linear LED
- 2 - Cove facia
- 3 - Flex linear RGB color changing LED
- 4 - Glass reinforced plaster dome



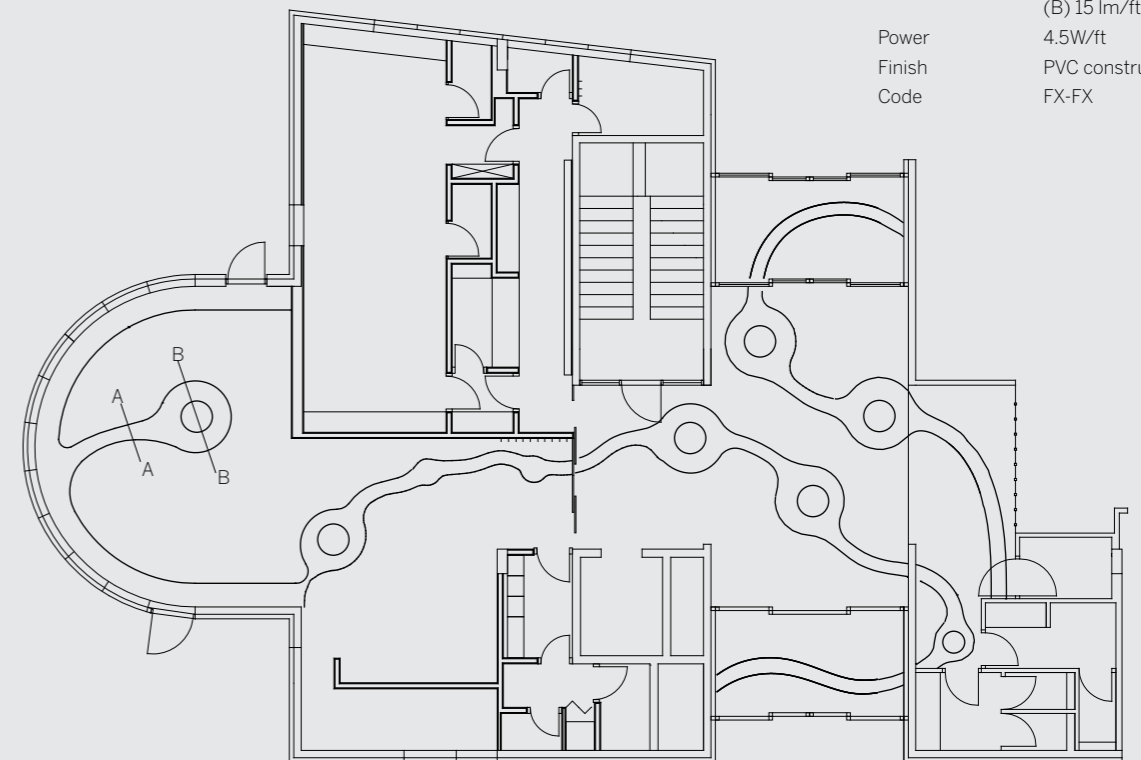
Section B-B



Product	Line
Lamp	LED strip
Lumens	550 lm/ft
Power	7.5W/ft
Finish	Anodized aluminum
Code	FX-LI



Product	Flex
Lamp	Flexible LED strip
Lumens	(R) 29 lm/ft (G) 65 lm/ft (B) 15 lm/ft
Power	4.5W/ft
Finish	PVC construction body
Code	FX-FX



Freedom Square

Increasingly, public spaces are celebrated as an outward sign of a community's prosperity and ambition. The cultural life of a city can revolve around such spaces, so landscaping and design have become key factors. Few elements have a more important role to play than lighting. Apart from safety and security, a sense of civic pride can be given to the community by sensitively planned and executed lighting, creating meeting places that can be used well into the night. Featured here is a strong linear accent to a seating unit and planter with a soft glow from continuous in-ground LED luminaires, with an etched satin glass lens.





Although relatively small, the luminaires are highly visible and seamlessly light the entire length of the feature seating. Stainless steel trimless mounting boxes are fitted beneath the paving, resulting in only the etched satin glass surface of the lens being visible.



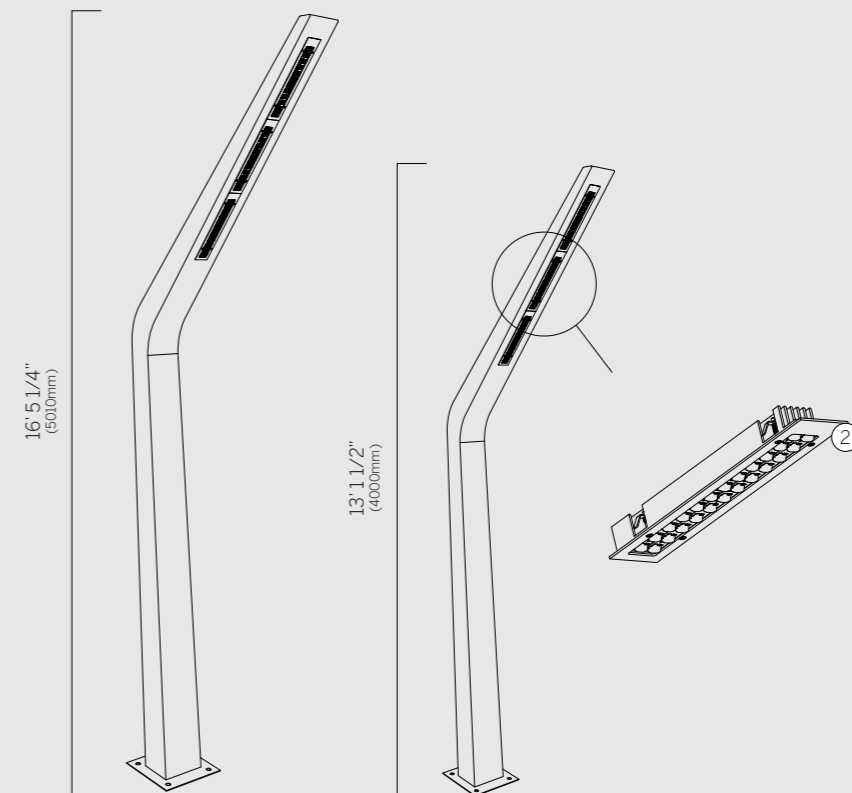
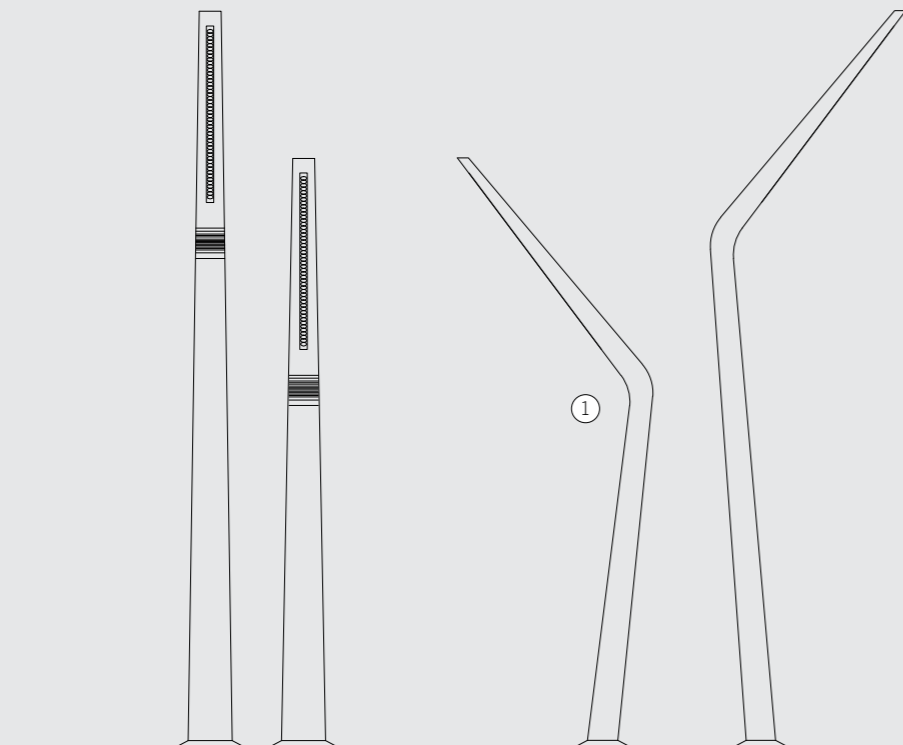
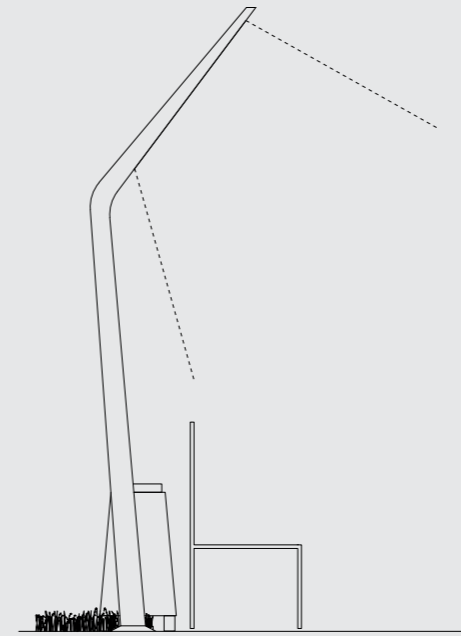
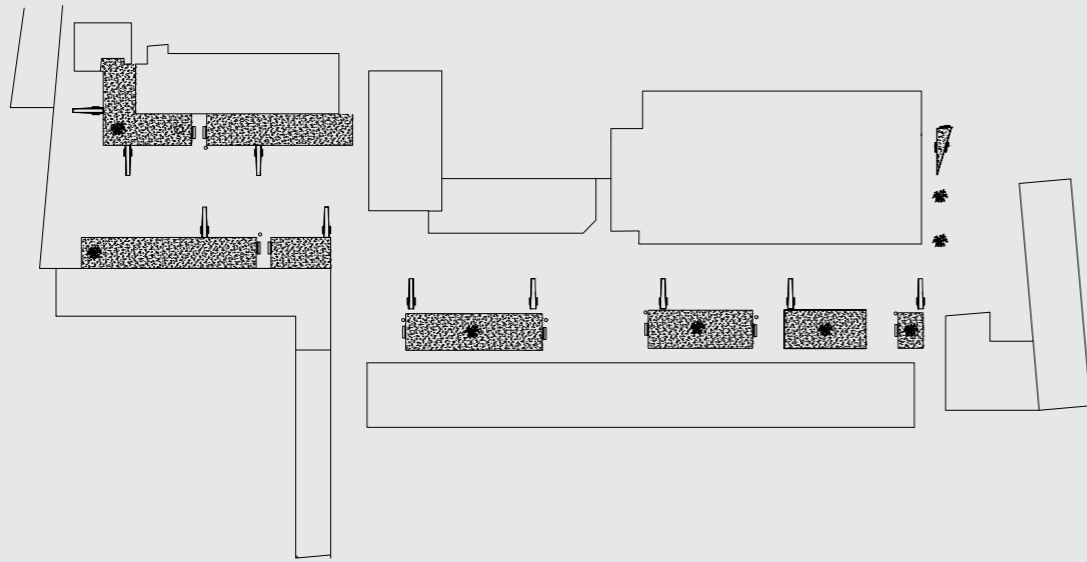


Within the same public project, custom luminaires were designed for pedestrian lighting. LED lighting technology allows for new forms and shapes to emerge. In Osijek this approach has resulted in beautiful sculptural columns, taking on the linear form of two rows of high output LEDs, each row facing outwards, achieving an excellent horizontal spread of light across the ground. Robust construction and long life light sources mean that these luminaires will serve their community for many years to come.



Product specifications

Product	Freedom Pole
Lamp	Hi power LED board
Lumens	9600 lm
Power	120W
Finish	Powder coated steel
Code	FX-custom



- 1 - Custom Freedom Pole
- 2 - LED light module

IP44.de

Efficient wall and ceiling luminaires

Aesthetically and technically sophisticated exterior lighting, which decorates and illuminates gardens, facades and entrance areas. Designers have been inspired by the dramatic output characteristics of these luminaires to develop installations that are as unique as they are beautiful.



Private Residence

Apart from concrete the designer wanted to bring more into play—a different materiality and a different lighting aspect. Dissolution of the linear architecture by an emotional arrangement of the luminaire. The six fixtures have not been arranged symmetrically and merge into an impressive lighting effect. The light falls with a clear focus thanks to an optical lens. The glass lens generates an elegant, bundled beam of light.



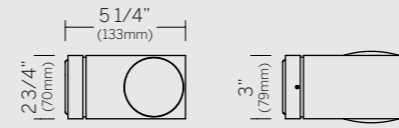
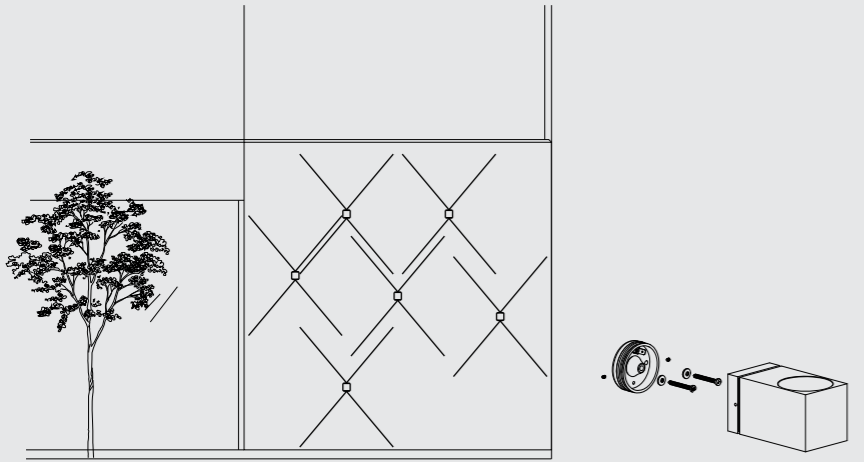


A cubic building: a cubic luminaire. This light application demonstrates the consistent continuation of the architecture into the formality of the luminaire. The precisely lasered and milled stainless steel frame encloses the opal matte tempered safety glass. With its opaline glass the light generates a pleasantly discreet light, while simultaneously creating a focus.

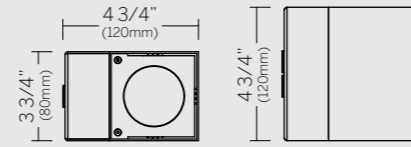
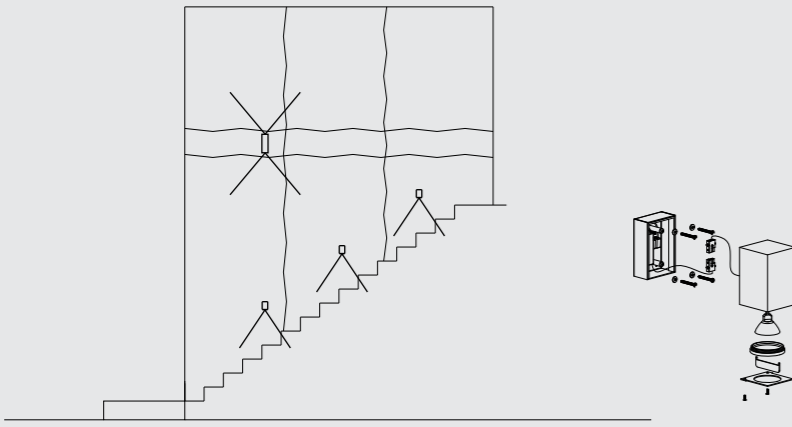
Architect Sebastian David Büscher
Lighting Designer IP44.de



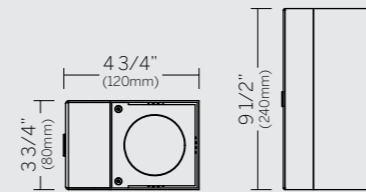
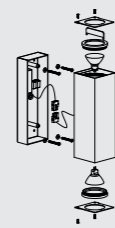
Product specifications



Product Como
 Lamp Low voltage halogen
 Power 40W
 Finish Brushed stainless steel
 Code IP-90180

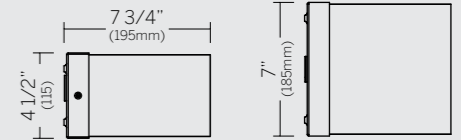
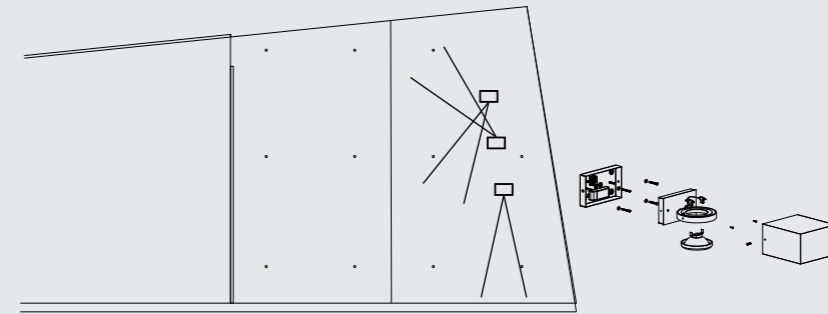


Product Quant
 Lamp Low voltage halogen
 Power 20W
 Finish Brushed stainless steel
 Code IP-90280

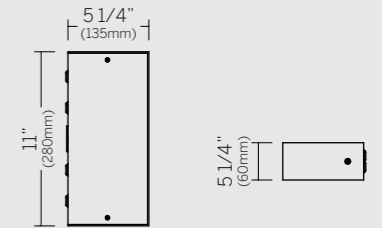
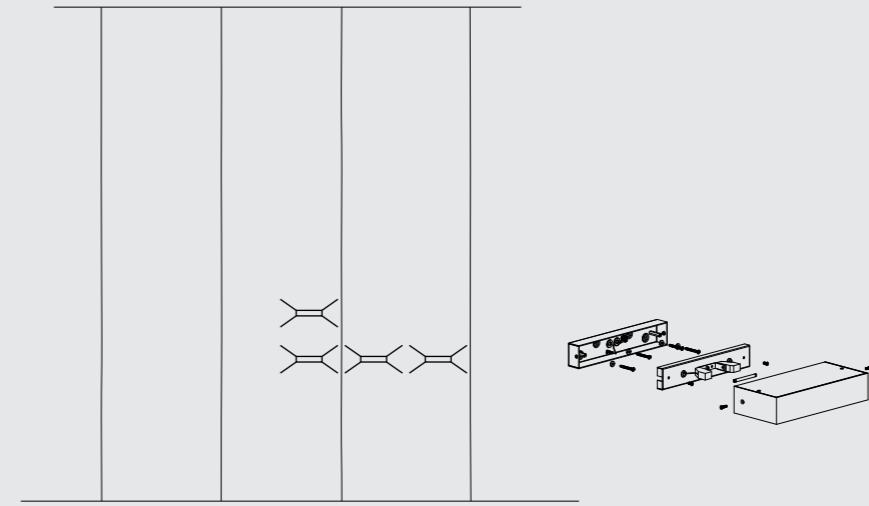


Product Quantum 1
 Lamp Low voltage halogen
 Power 2 X 20W
 Finish Brushed stainless steel
 Code IP-90281

Product specifications



Product Ann AR111
 Lamp Low voltage halogen
 Power 50W
 Finish Brushed stainless steel
 Code IP-90384



Product Lumen S
 Lamp G X 24 fluorescent
 Power 26W
 Finish Brushed stainless steel
 Code IP-90426

Schmitz

Architectural and integrated lighting systems

Schmitz Lighting products are distinguished by functional design combined with pure aesthetic lines and a high standard of quality. The systems are versatile and effective, allowing the designer's own creativity to realize projects with dramatic results.



Officina Vidre Negre

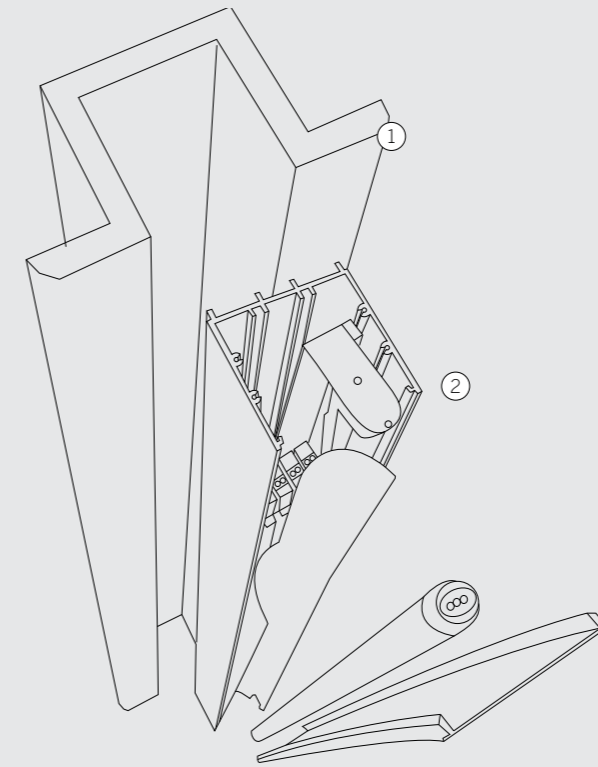
This geometrically conceived office building, designed by the architect Duillo Damilano, was commissioned by the building owners: Porta Rossa. From the outset the architects imagined lines of light that would help to underline the architectural concept, helping to reveal the strong geometric themes throughout their design. The results are innovative and playful, perhaps even thought provoking. It could certainly never be accused of being ordinary.



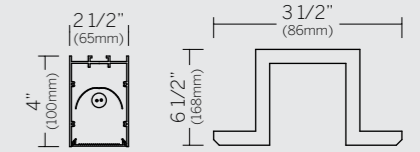
Client Porta Rossar
Architect Duillo Damilan



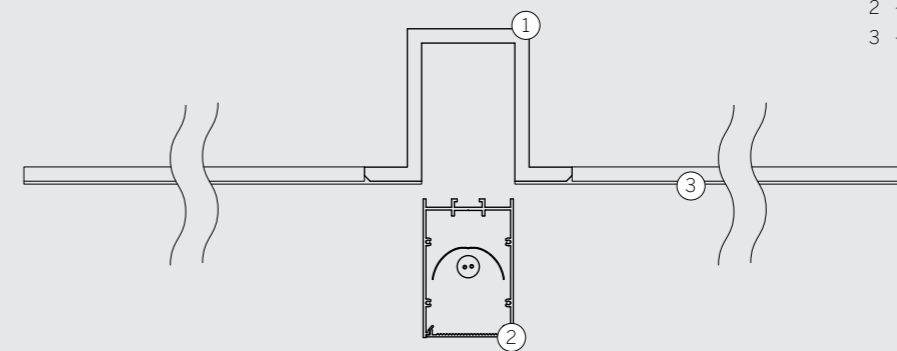
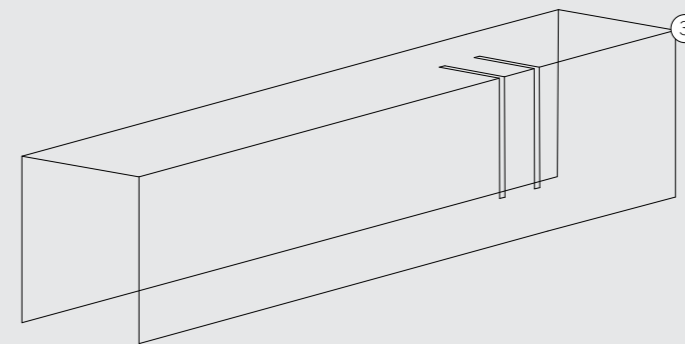
The striking geometry of the interior demands a lighting scheme that is visually strong enough to make an impact. Lines of light are used in several different formations: continuous single and parallel lines, short groups of lines emphasizing the junctions of surfaces. In the context of the spaces, these lighting elements deliver practical, useful light, as well as drama.



Product specifications



Product	TZ-56
Lamp	T5
Lumens	2900 lm
Power	28W
Finish	Plaster-in
Code	SZ-40004.00 SZ-54512.14 SZ-54129.14



- 1 - Recessed gypsum mounting channel
- 2 - Light module
- 3 - Wall / ceiling

Brillen Bahn

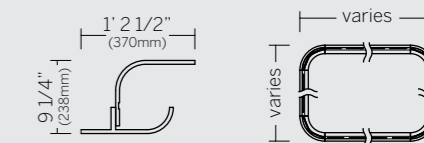
This optician chain has created a bold new look for their stores. An open, light-flooded ambience was created by the lighting designers at EGU-Hagen, leaving customers invigorated and feeling good. Gypsum systems have been used to create soft contours and a strong focal point in the center of the store with the stretch membrane panel. Uplighting in a gentle color accentuates without over powering. Linear system lighting with integrated spotlights do the work of illuminating the product.



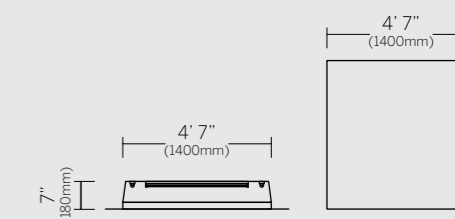

Client Brillen Bahn
Lighting Designer EGU-Hagen



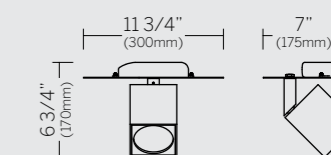
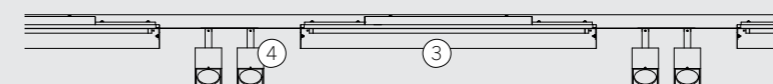
Product specifications



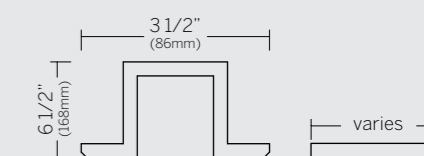
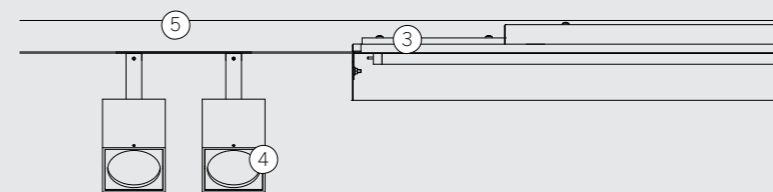
Product	TZ-200
Lamp	T5
Power	28W
Finish	Plaster-in
Code	SZ-51002.00 SZ-51125.00 SZ-51501.14



Product	Stay
Lamp	T5
Power	2 X 28W
Finish	Anodized aluminum
Code	Stay 105983



Product	TZ-150
Lamp	T5
Power	28W
Finish	Acrylic gloss white
Code	TZ-150-custom



Product	TZ-150
Lamp	T5
Power	28W
Finish	Plaster-in
Code	TZ-150-custom

- 1 - TZ-200 Cove System
- 2 - Stay panel mounted within raft ceiling
- 3 - TZ-150 System linear light
- 4 - TZ-150 adjustable spotlight
- 5 - TZ-150 System mounting channel track

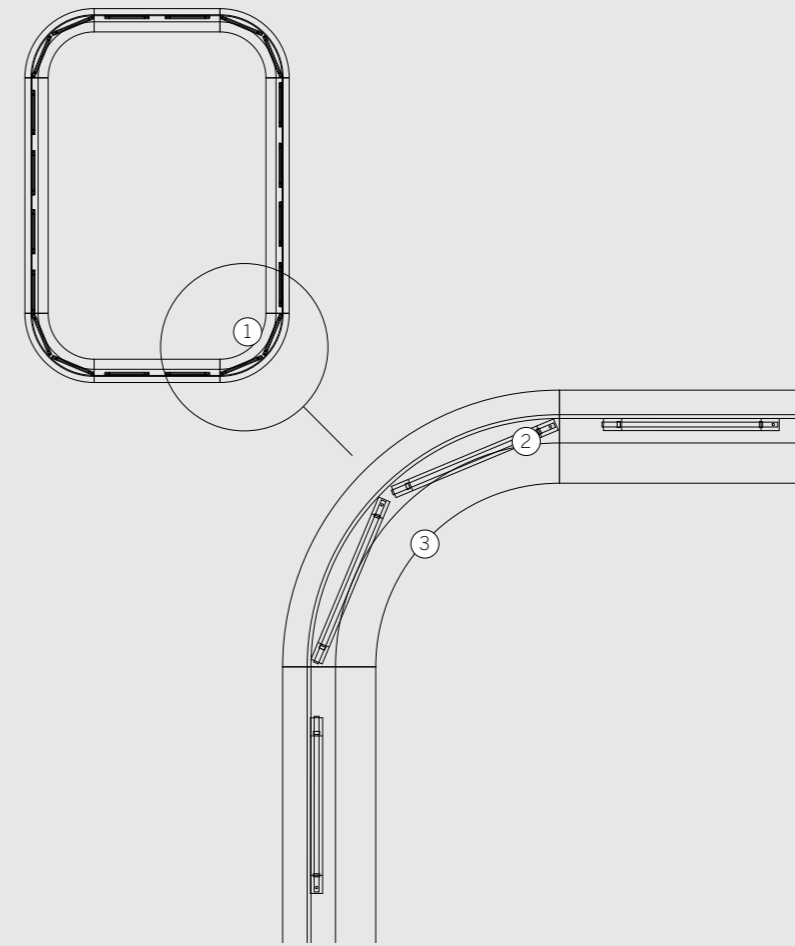
Autorama, Malmö

This spectacular dealership in Malmö, Sweden, is located in Testvagen 18. The facility, over 27,000 sq ft, dedicated to Ferrari and other premium brands, represents one of the largest Ferrari dealerships in Europe, and is a showcase for exotic vehicles. An exclusive environment designed to reflect the company's belief in craftsmanship and individuality evident in the cars they represent. The lighting is conceived to bring maximum focus to the cars, elegantly reflecting the lines and panels of light throughout the space.

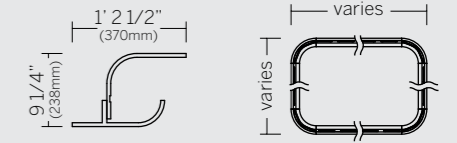


Client Autorama
Architect Fojab Arkitekter Malmö
Lighting Designer Fortebis

Large panels of light were custom designed to deliver the perfect light for the highly polished bodywork. Their arrangement on the ceiling, a reflection itself of the positions of the vehicles on display below. To create a highlight within such a space is no simple task, however, light and architecture combine in the form of a pod which appears to pierce through the ceiling in a halo of light, within which the star of the show can be uniquely displayed.

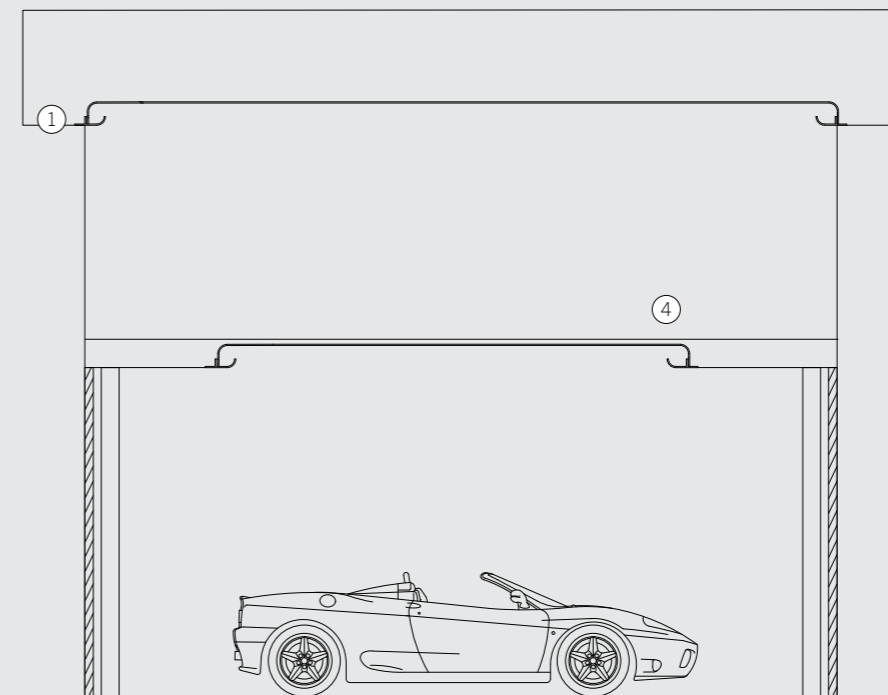


Product specifications



Product	TZ-200
Lamp	T5
Power	28W
Finish	Plaster-in
Code	SZ-51002.00 SZ-51122.00 SZ-51501.14

- 1 - TZ-200 Cove system
- 2 - Shadow free illumination with fluorescent or LED
- 3 - Prefabricated gypsum modules



Steng

Tradition and innovation in luminaires

Steng Lighting combines advanced technology with ease of use and prominent design. The quality of these products attracts the most discerning designers and the results are carefully and precisely considered lighting projects of exquisite simplicity.



Kloster Holzen

The Benedictine Monastery Holzen is one of the jewels of baroque architecture. The convent complex consists of seven different buildings dating back to the 12th century. At the end of 2011 the monastery "Kloster Holzen" was converted into a conference hotel with restaurant. A modern design hotel that welcomes its guests with high comfort and friendly service. Spaett Architekten took on the lighting design for the hotel complex with its seminar rooms, guest rooms and restaurant. The result is simple and meditative, entirely appropriate to the building's deep history.

“Based on the product series Big Brigg we produced special luminaires which were installed in the galleries and cloisters of the convent building. Because of its pure shape we chose this product and modified it to meet the requirements of the hotel standard. To provide stand-alone emergency lighting we integrated emergency modules and additional light sources.”

Andreas Steng, Steng Lighting



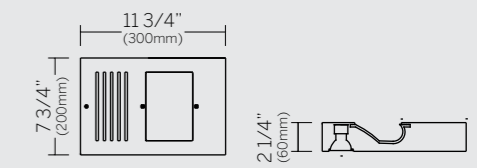
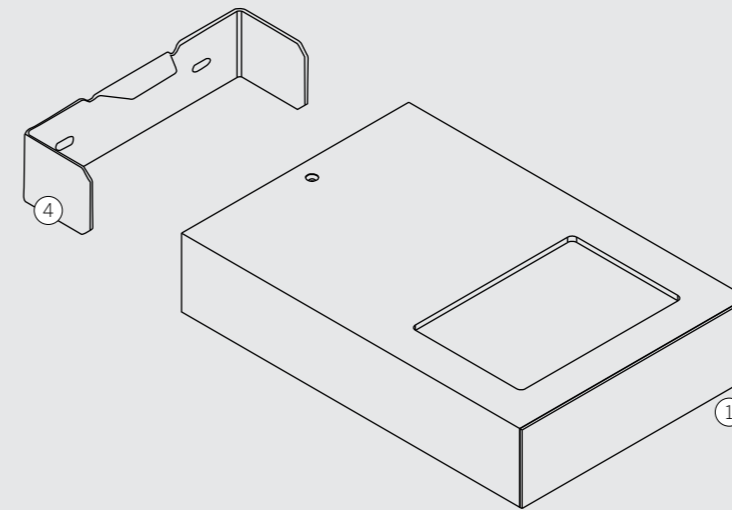


The fitted wall light Half Big Brigg was used for the entire restaurant area. The indirect lighting effect accentuates the arches. An additional light source was integrated into the fitting which softly illuminates the walls, drawing attention to the historical architecture of the building.

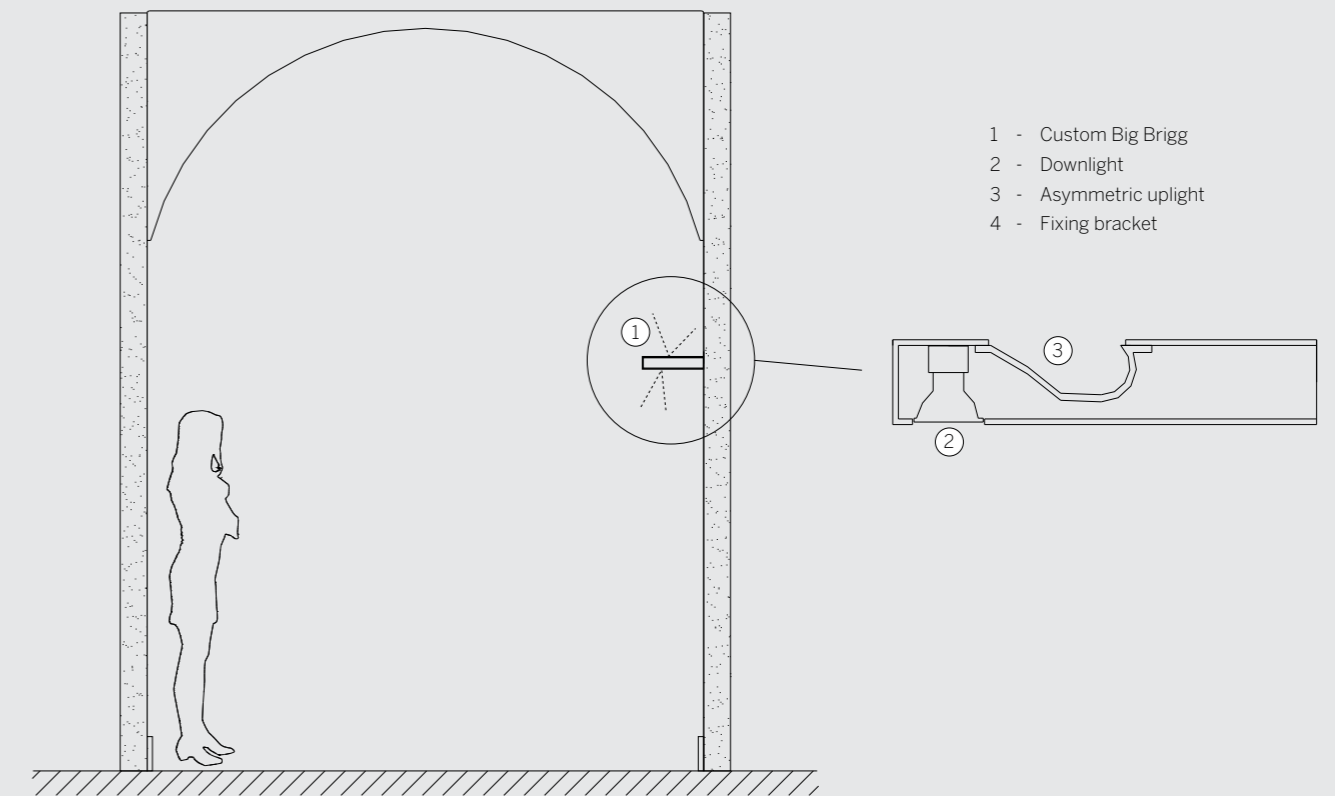


Client Kloster Holzen
Architect Johann Oertel Spaett Architects
Lighting Designer Steng Lighting

Product specifications



Product	Big Brigg 2
Lamp uplight	150W Quartz
Lamp downlight	35W Par 20 halogen/GU10
Power	185W
Finish	Black
Code	SG-OBC



- 1 - Custom Big Brigg
- 2 - Downlight
- 3 - Asymmetric uplight
- 4 - Fixing bracket


W Hotel

At once dramatic and tranquil the W Hotel's lobby is brought to life by this feature light art installation, which was produced specially for the project. For this design hotel, located on the beach of Fort Lauderdale, the architects Adache Associates, lifestyle designers Clodagh, and lighting designers MCLA developed the fascinating idea. Approximately 90 LED-pendants are hanging like "flying candles" above a pond. To show the character of the entire installation as a "light well" the fittings were mounted at different heights.



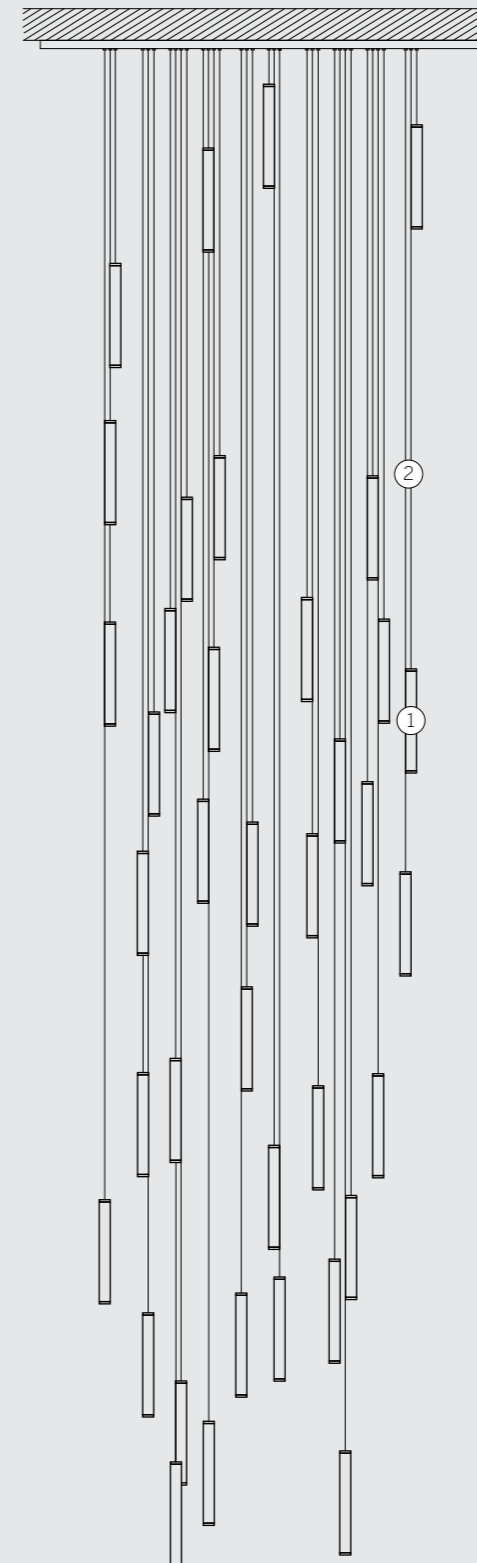
“The feature has a suggestion of movement: falling stars frozen in time. And yet it helps bring a calm atmosphere to the space. Putting it against a strong vertical element as a backdrop, and grounding it with a reflecting pool help to connect it to the architecture.”

Maureen Moran, Principal, MCLA

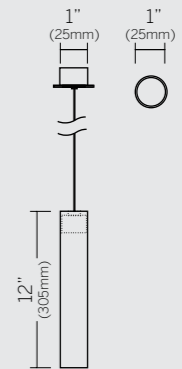




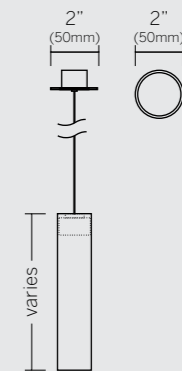
Client W Hotels
Architect Adache Associates/Clodagh
Lighting Designer MCLA



Product specifications



Product	1" Flying Candle
Lamp	LED
Lumens	85 lm
Power	1.2W
Finish	Etched acrylic
Code	SG-custom



Product	2" Flying Candle
Lamp	LED
Lumens	285 lm
Power	3.6W
Finish	Etched acrylic
Code	SG-custom

- 1 - 1" Flying Candle installation
- 2 - Suspension / power cable

Whitegoods

Seamless integrated lighting

Luminaires that beautifully blend with adjoining surfaces to create the most integrated lighting schemes. The Whitegoods family allows the specifier to treat a complete installation with one unified style. The projects that have developed from this simple approach are spectacular.



Maidstone Museum, East Wing Extension

Maidstone Museum was opened in 1858 and contains over 600,000 artifacts and specimens, making it one of the most comprehensive collections in the south east of England outside of London. The museum was awarded a grant by the Heritage Lottery Fund providing for new art galleries, better visitor facilities, and improved storage for the collections. The extension, which opened recently, was envisioned as an elegant link between the old and the new. Lighting plays an important role in creating simple, modern spaces which are carefully designed to complement, rather than compete with, the heritage of the existing building.



“We selected the Whitegoods Linear fittings because they are beautifully engineered and they offer a visual simplicity that works very well as a counterpoise to the craftsmanship of the existing listed building.”
Gianluca Rendina, Associate, HBA

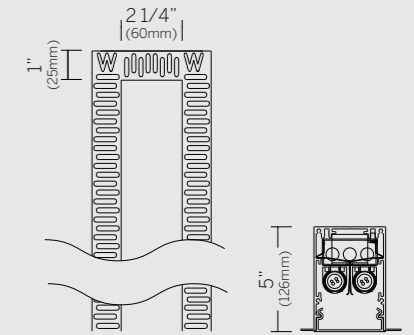
Balancing the natural light within the space, continuous linear recessed luminaires are mounted directly opposite the clerestory north lights. As daylight fades the luminaires fade in to provide enough ambient light to the gallery space. The light in effect still comes from the same position, mimicking the natural light effect.

Client Maidstone Museum
Architect Hugh Broughton Architects
Lighting Designer AECOM

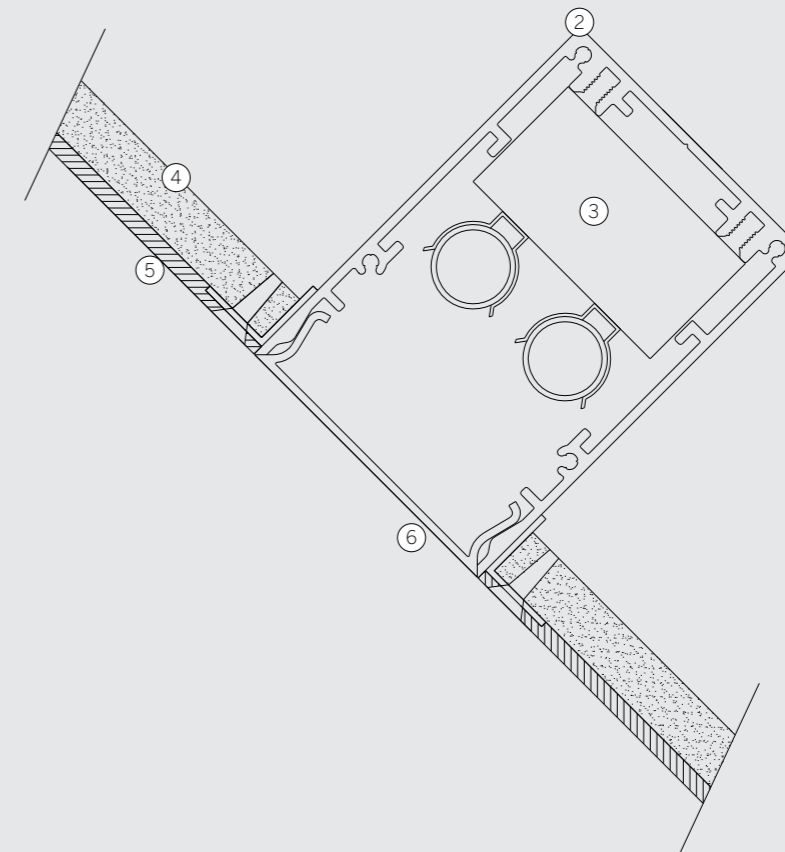
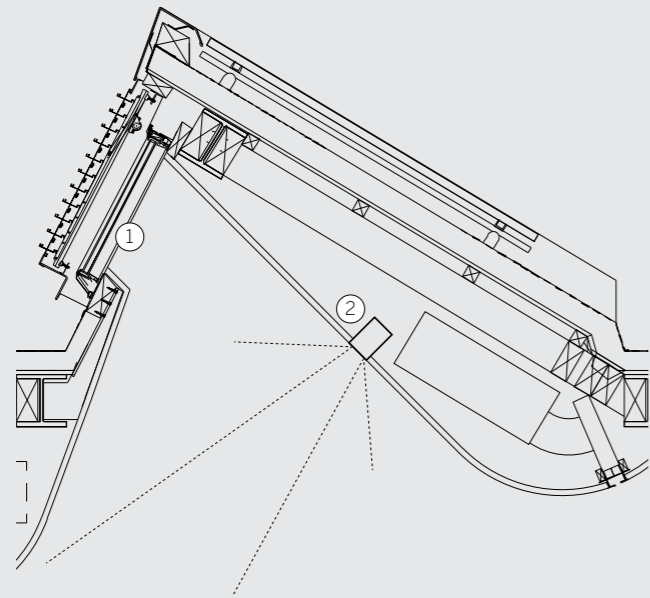
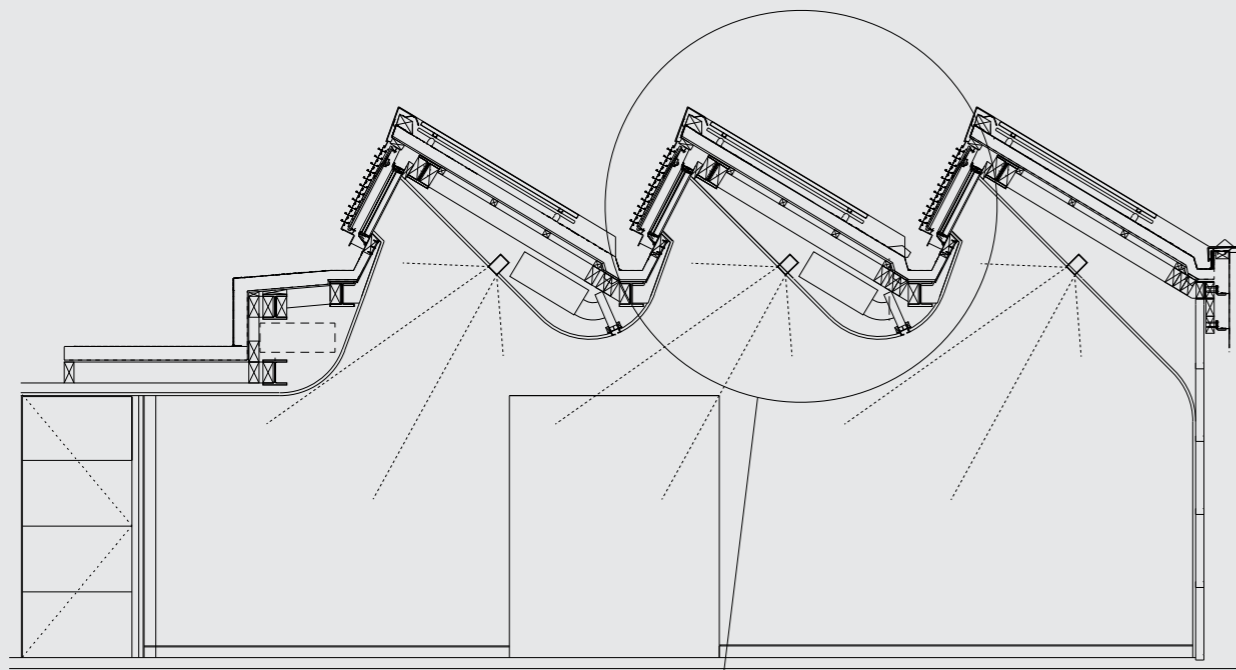


Product specifications

- 1 - Skylight
- 2 - 60 Linear Recessed plaster-in downlight
- 3 - Gear tray & lamp
- 4 - Drywall ceiling
- 5 - Finished plastered ceiling
- 6 - Opal diffuser



Product	60 Linear Recessed
Lamp	T5
Lumens	2850 lm
Power	28W
Finish	Plaster-in
Code	WG-P60LDL



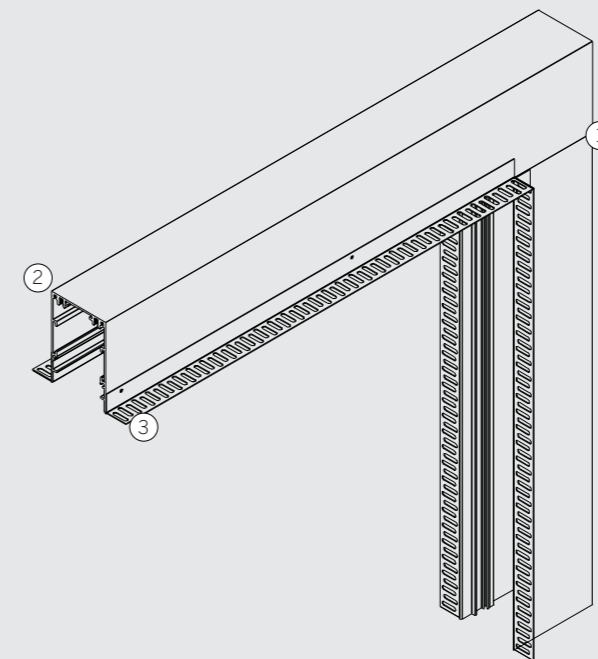
The Halcyon Art Gallery

As a visitor to the Halcyon Art Gallery, Harrods, London, you are given a clear signal that you are entering a space of particular style, where a fine aesthetic sensibility is to be expected. In fact it is the lighting that communicates this right on the threshold. Each entrance to the space has a lit reveal forming doorways of light. The light is perfectly even and forms a flush surface with the wall finish, showing no trim or means of fixing. Careful detailing of the wall-to-ceiling corner join ensures a seamless continuation of light.

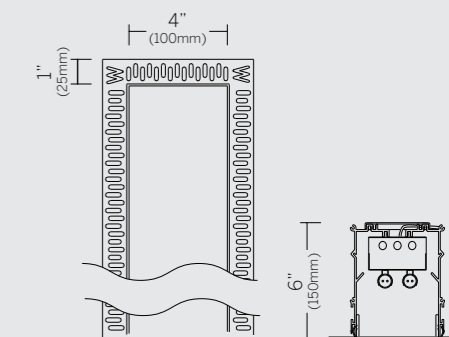


Client The Halcyon Art Gallery
Architect AHMM Architects
Lighting Designer Studio ZNA

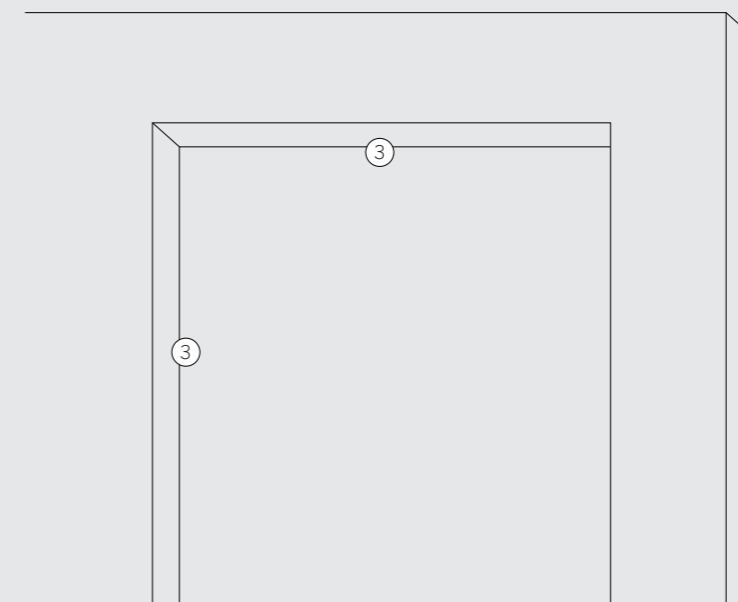
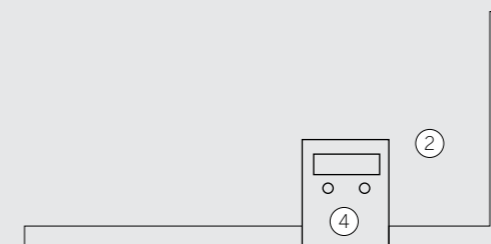




Product specifications



Product	100 Linear Recessed
Lamp	T5
Lumens	2900 lm
Power	28W
Finish	Powder coated white
Code	WG-P100LDL



- 1 - Extrusion corner detail
- 2 - 100 Linear Recessed plaster-in downlight
- 3 - Plaster-in trim (spackle flange)
- 4 - Overlapping lamps for seamless illumination

SJBerwin

The riverside headquarters of this international law firm needed to be slick and sophisticated, yet welcoming to visitors and dynamic for the staff. A huge range of different types of spaces needed specific treatment relating to their function, while respecting an overall aesthetic approach. Lighting was considered from the earliest stages by architect Seth Stein working with HOK and lighting designers Mindseye.

“**Everywhere you look** in this project light plays a strong role in delivering drama and a sense of space. It’s intrinsic to the whole building.”
Seth Stein, Seth Stein Architects




An empty space under the half landing of a staircase can be a gloomy left over space. However, in this case a luminous element has been formed, providing light and visual interest to this stairwell. The cafeteria is as carefully lit as any other space in the building.

Client SJBerwin
Architect HOK International and Seth Stein Architects
Lighting Designer Mindseye Lighting Design

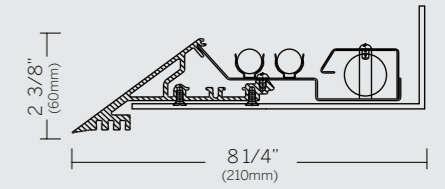




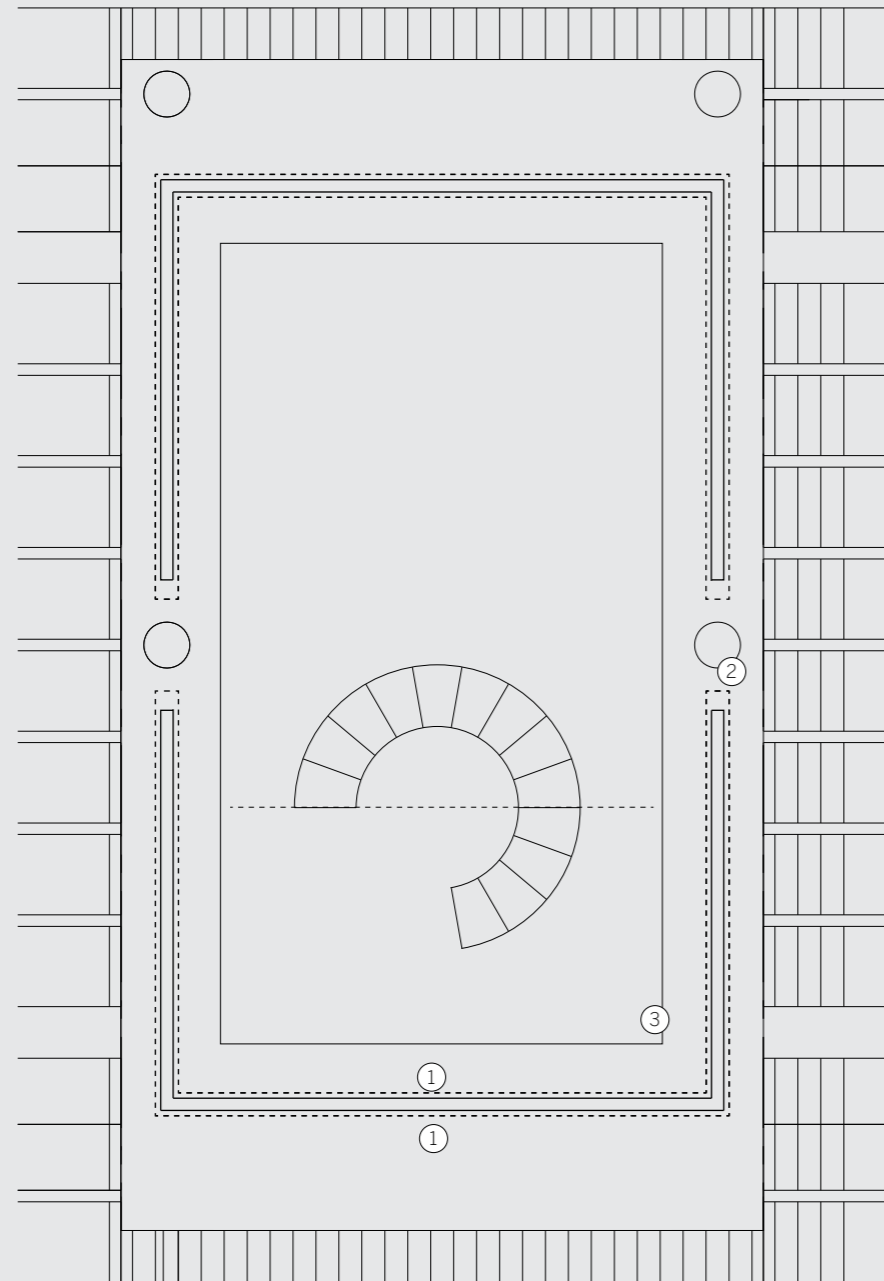
The atriums (three in total) are wrapped at each level with a halo of pure light. Formed as a continuous cove, lit from both sides, the coffer is meticulously detailed with an aluminum knife edge profile on either side, and a curved inner top surface constructed in glass reinforced gypsum. The effect is of an edgeless plane of pure light, devoid of internal features.



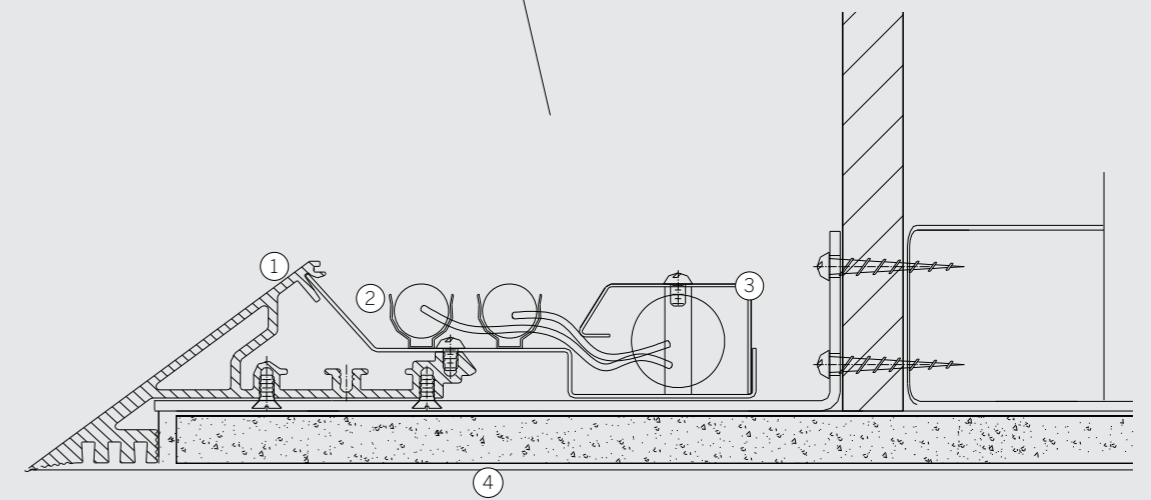
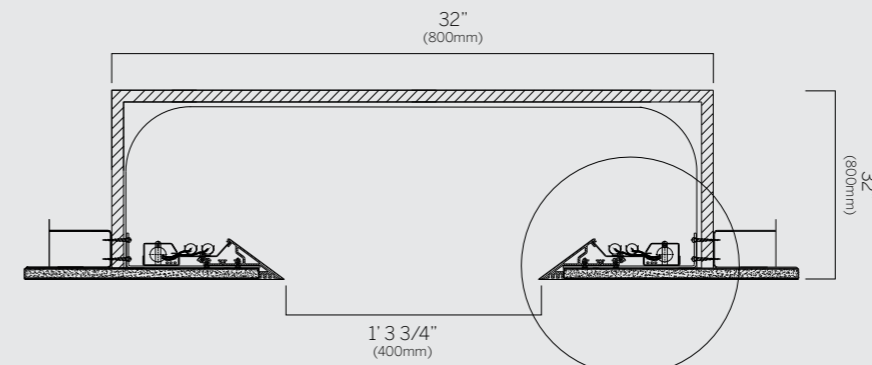
Product specifications



Product	Edgeless Cove
Lamp	T5
Lumens	2850 lm
Power	28W
Finish	Powder coat white
Code	WG-LCI



- 1 - Edgeless Cove
- 2 - Column
- 3 - Glass wall




- 1 - Edgeless Cove profile
- 2 - Overlapping T5 lamps
- 3 - Gear housing
- 4 - Finished plastered surface

Royal College of Obstetricians and Gynecologists

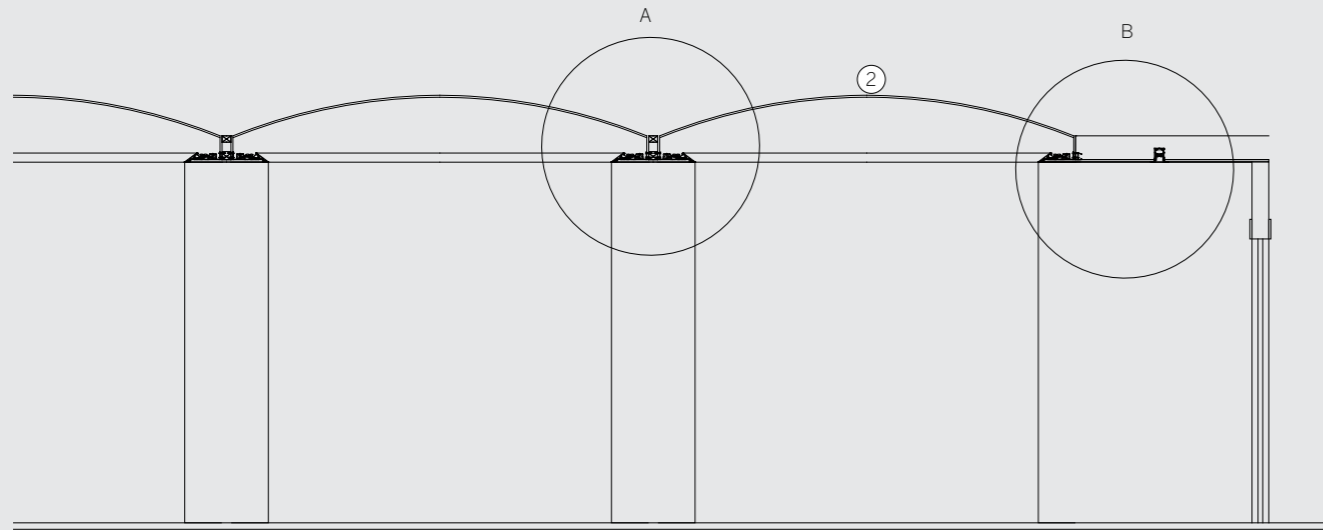
Sometimes the structural elements of a building so strongly determine the form that lighting can be integrated to an extent that it underlines and reinforces the structural rhythms of the space. Such a space is to be found in the vaulted lower ground spaces of the Royal College of Obstetricians and Gynecologists.

Client Royal College of Obstetricians and Gynecologists
Lighting Designer Hoare Lea Lighting



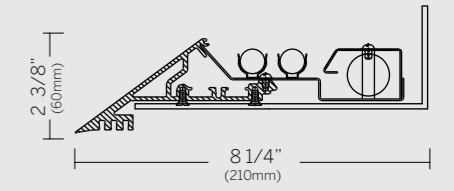


Designed by Hoare Lee Lighting, a knife edge profile is used to integrate continuous light following the lowest points of the structure, lighting up into the barrel vaults between. The undulating ceiling and light combine perfectly to create a luminous landscape of light across the space.

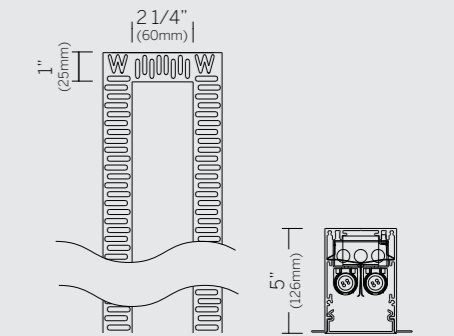


- 1 - Edgeless Cove profile
- 2 - Vaulted ceiling
- 3 - 60 Linear Recessed plaster-in downlight
- 4 - Finished plastered surface

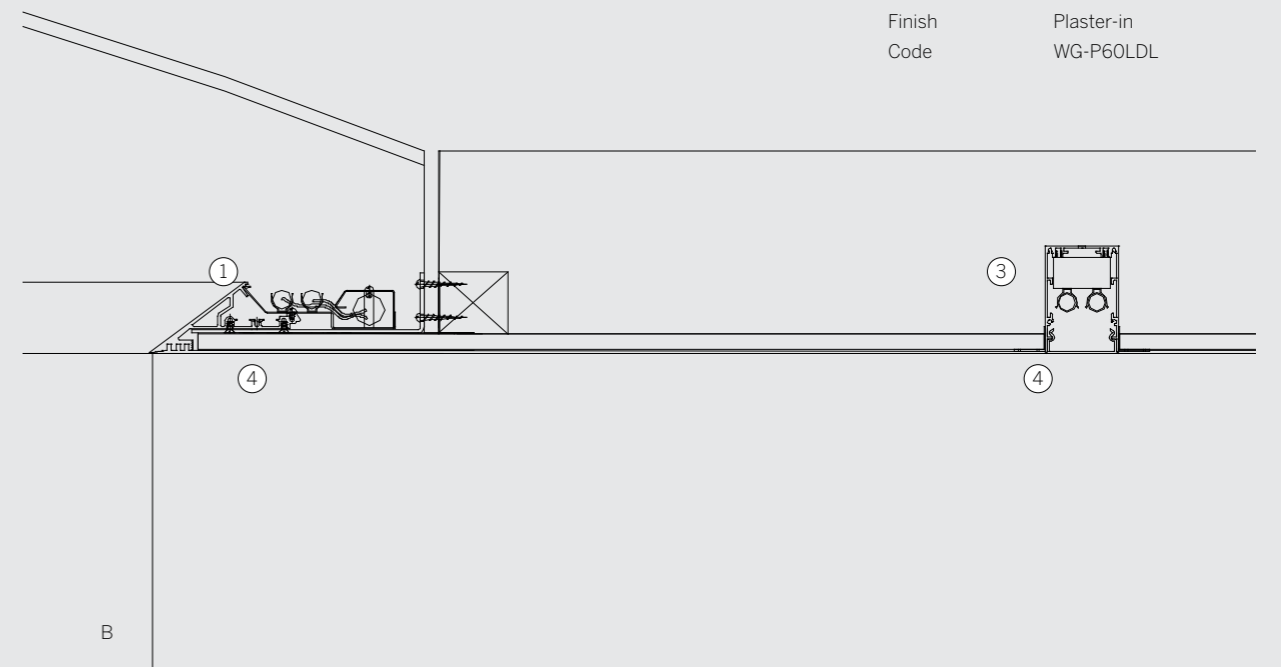
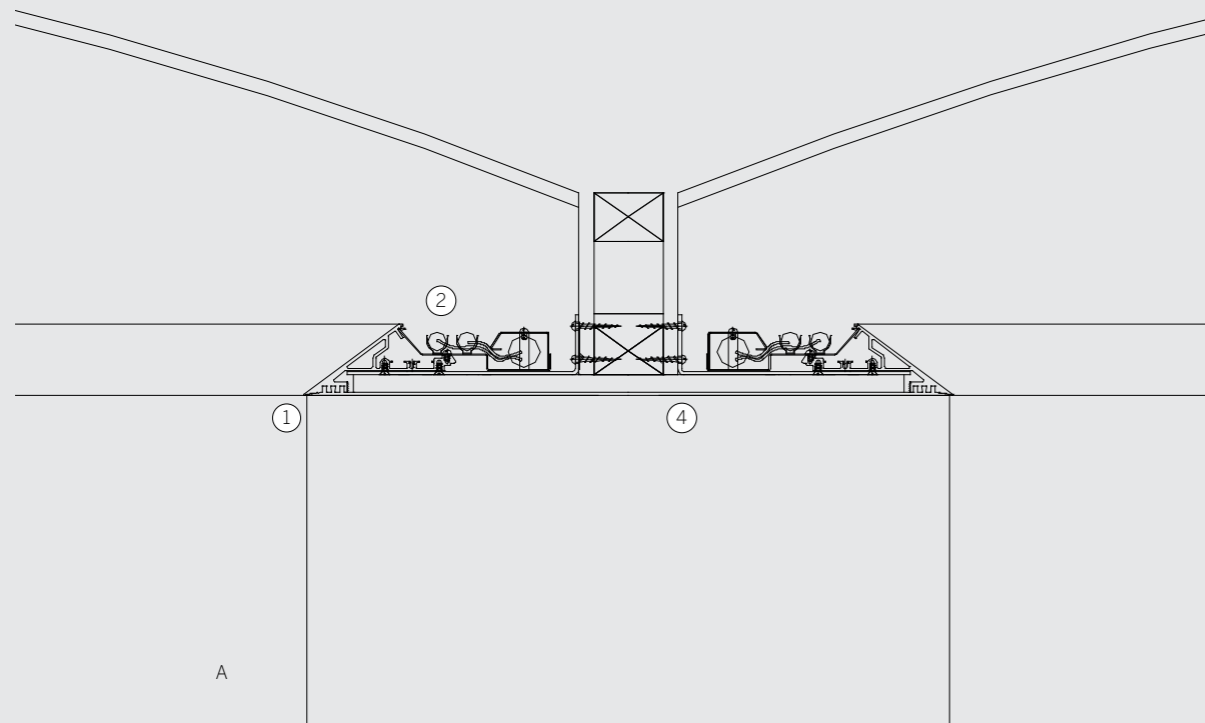
Product specifications



Product	Edgeless Cove
Lamp	T5
Lumens	2850 lm
Power	28W
Finish	Powder coated white
Code	WG-LCI



Product	60 Linear Recessed
Lamp	T5
Lumens	2850 lm
Power	28W
Finish	Plaster-in
Code	WG-P60LDL



Fremantle Media HQ

The goal of this office refurbishment was to create a better working process and circulation routes, while providing a stimulating and creative environment to reflect the ethos within. The designer, Gavin Harris of Mackay + Partners, saw an opportunity to use a product in this unexpected configuration, delivering all the required light for the space and creating a strong visual language. The wall-mounted luminaires feature a double “knife edged” profile, which means that from many angles, its depth is imperceptible; it appears to have no thickness and creates an optical illusion.

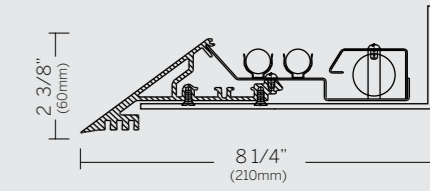


“We really wanted to create a high impact scheme for the reception to this young and exciting media company. We really challenged the boundaries of what was possible with this design. The end result is superb.”
Gavin Harris, Mackay + Partners

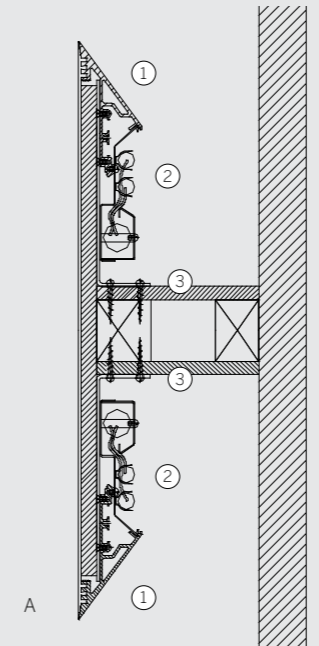
Client Fremantle Media
Lighting Designer Mackay + Partners



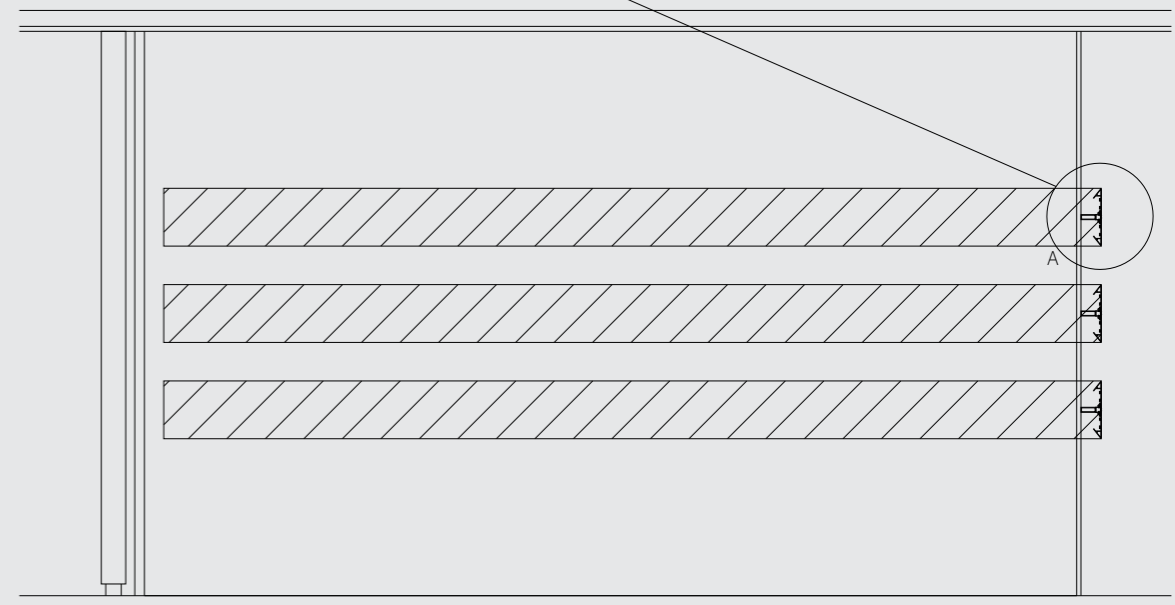
Product specifications



Product	Edgeless Cove
Lamp	T5 x 2
Lumens	5700 lm
Power	2 X 28W
Finish	Powder coat white
Code	WG-LCI



- 1 - Edgeless profile
- 2 - T5 lamps
- 3 - Mounting bracket



BMW Park Lane

Specialist luxury retail architects Carbondale worked with lighting designers Mindseye to develop this new format brand store for BMW. Mindseye had identified that although the majority of spaces where cars are shown utilize spotlights, this approach does not reveal the vehicles in their best light. In fact, flat planes of luminosity, or uninterrupted lines of light are far better at revealing the shape and lines of a car.



“**The layout** of the space is a long narrow rectangle with spaces running off that. Carbondale wanted to create a sort of cat walk or road for the cars, so we decided to light that with one huge up-lit surface by creating a 200 foot long coffer ceiling.”

Admir Jukanovic, Mindseye



Client BMW Park Lane
Architect Carbondale Architects
Lighting Designer Mindseye
Lighting Design

While it wasn't practical to run such large ceiling coves throughout the scheme, the concept of continuous lit elements extends through all spaces. Double sided linear covers are still very effective in bringing the lines and curves of the cars to life, as well as delivering the light levels needed.

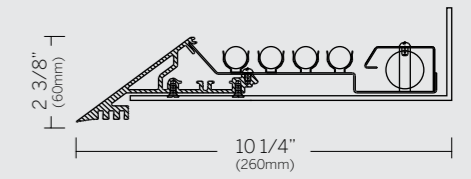




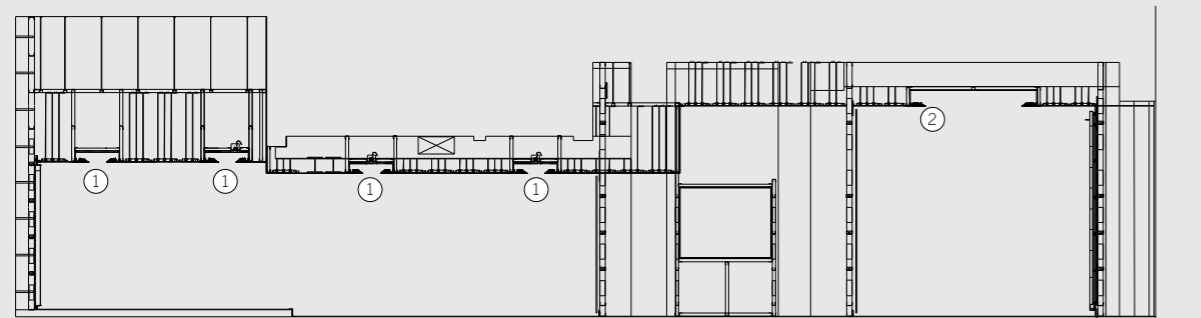
Architecture, light and machine come together with spectacular results. The central ceiling feature delivers crisp swathes of light which undulate over the bodies of these pristine examples of German engineering at its best. BMW's brand store concept is off the starting line, with seamlessly integrated lighting at the core of the concept.



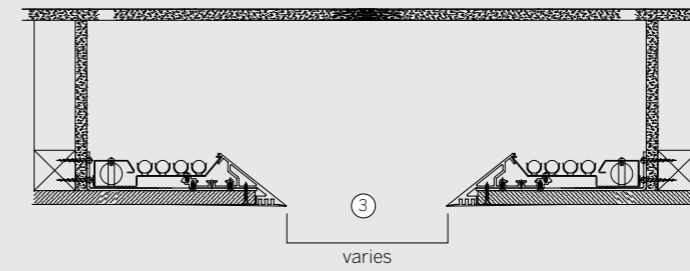
Product specifications



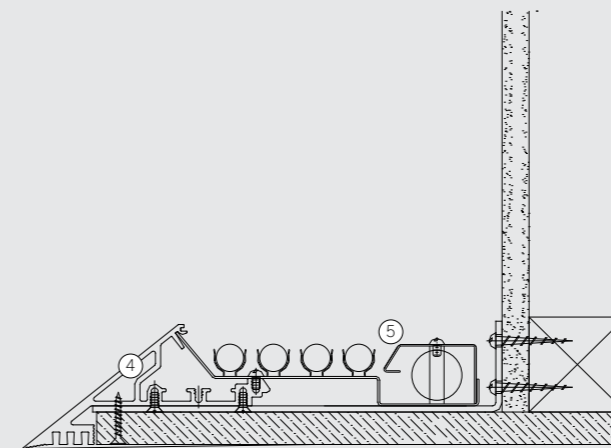
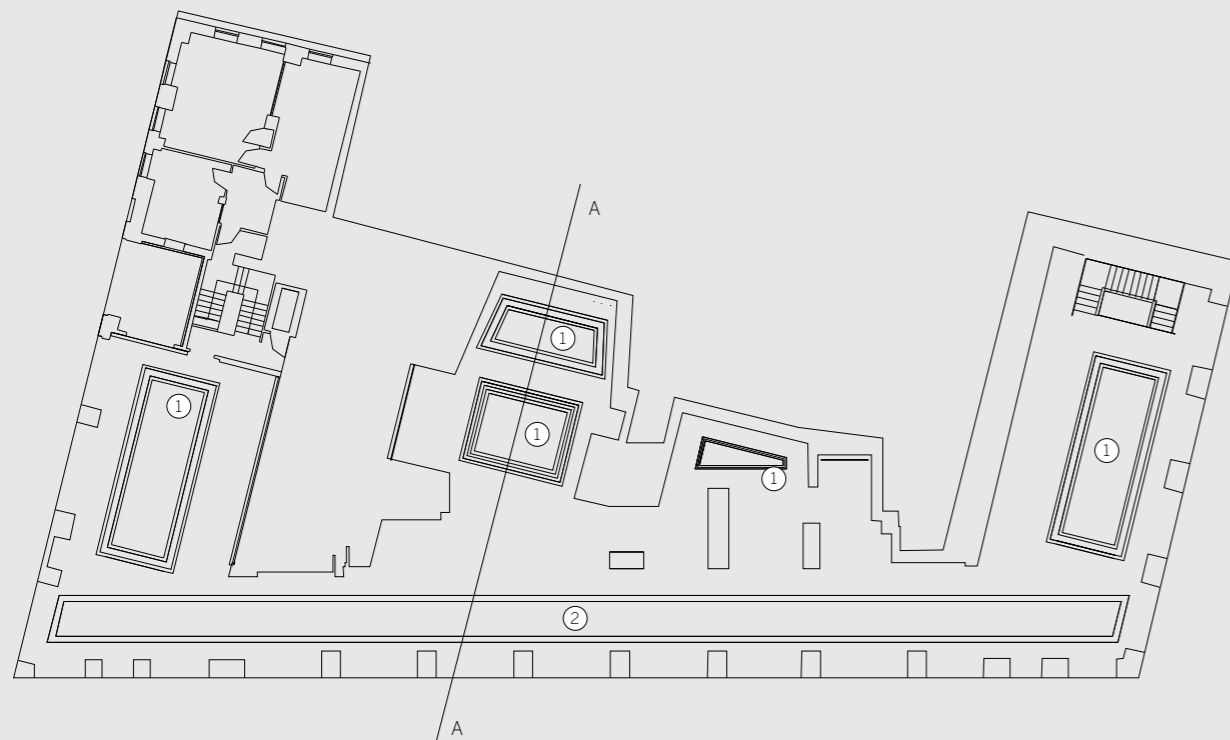
Product	Edgeless LED asymmetric
Lamp	T5HO x 4
Lumens	20,000 lm
Power	4 X 54W
Finish	Powder coated white
Code	WG-LC1-custom





Section AA



- 1 - Coffe made with Edgeless Cove
- 2 - Slot made with Edgeless Cove



- 3 - Coffe / slot
- 4 - Edgeless Cove profile
- 5 - Gear tray



Products

126 ALM

132 Filix

134 IP44.de

135 Schmitz

138 Steng

143 Whitegoods

ALM

Performance architectural lighting

Quality luminaires for large public spaces, offices and hotels where a well-proportioned luminaire is needed to illuminate the space. ALM products offer beautiful quality lighting solutions. In addition to the standard range, modified and custom solutions are available.

Ceiling




Aeron S
Surface mounted light with fluorescent, halogen or metal halide lamping.



Fuse 100
Cylindrical ceiling fixture with machined diffuser, available in 3 sizes.



Fuse 120
Cylindrical ceiling fixture with machined diffuser, available in 3 sizes.



Omnia
Square ceiling mounted fixture with direct and indirect light.



Pilot S
Surface mounted downlight with frosted glass and nickel or stainless steel enclosure.



Puck S
Surface mounted light with direct and indirect lighting options, available in 3 sizes.



Star
Cylindrical ceiling fixture with indirect symmetrical lighting.

ALM

Pendant



Aeron
Pendant light available with fluorescent, halogen or metal halide lamping.



Aura
Pendant light with direct and indirect illumination.



Fuse 100
Cylindrical pendant with machined diffuser, available in 3 sizes.



Fuse 120
Cylindrical pendant with machined diffuser, available in 3 sizes.



Lightbar EE
Pendant light with extended ends, available in 3 sizes.



Lightbar TE
Pendant light with truncated ends, available in 3 sizes.



Pilot
Pendant downlight with frosted glass and nickel or stainless steel enclosure.



Plume
Pendant light with opal diffuser and natural metal finishes, in numerous sizes.



Puck
Pendant light with direct and indirect lighting options, available in 3 sizes.



Ring D
Pendant light with numerous up and down lighting, size, lamp and mounting options.



Ring US
Pendant light with numerous up and down lighting, size, lamp and mounting options.



Step
Square or rectangle pendant light, available in numerous sizes.



Step RC
Square or rectangle pendant light, available in numerous sizes.




White
Pendant light with hand-blown opal glass diffuser and satin nickel finish.





Wing AR
Pendant light with indirect fluorescent lighting, available in 3 sizes.


ALM


Surface


- 


Aura S
Surface mounted with direct and indirect illuminated ring of light around the fixture.
- 


Base NF
Semi-recessed downlight with direct and diffused light, available in 4 sizes.
- 


Base WF
Semi-recessed downlight with direct and diffused light, available in 4 sizes.
- 


Bay NF
Wall or ceiling mounted with clear or satin glass diffuser, available in 4 sizes.
- 


Bay WF
Wall or ceiling mounted with clear or satin glass diffuser, available in 4 sizes.
- 


Class NF
Semi-recessed, square ceiling mounted fixture with clear or satin glass diffuser.
- 


Class FW
Semi-recessed, square ceiling mounted fixture with clear or satin glass diffuser.
- 


Diva
Ceiling or wall mounted fluorescent fixture.
- 


Glaze NF
Wall or ceiling mounted with satin white opal acrylic diffuser, available in 4 sizes.
- 


Glaze WF
Wall or ceiling mounted with satin white opal acrylic diffuser, available in 4 sizes.
- 

Lightbar EE
Surface mounted light with extended or truncated ends. Available in 3 sizes.
- 

Lightbar TE
Surface mounted light with extended or truncated ends. Available in 3 sizes.
- 

Lightplanes S
Large scale square or rectangle surface mounted fixture with translucent diffuser.
- 


Step
Wall or ceiling mounted fixture, available in numerous sizes.
- 


StepRC
Wall or ceiling mounted fixture, available in numerous sizes.
- 


Wing AR
Vertical or horizontal, wall or ceiling mounted with indirect fluorescent lighting.


ALM


Wall


- 


Any
Linear wall sconce with up and downlight. Aluminum frame with clear or satin glass.
- 


Base WR
Vertically mounted wall light, available in 3 sizes.
- 


City
Wall mounted vertically or horizontally with indirect fluorescent or LED lighting.
- 


Fuse 100
Cylindrical wall fixture provides 360° illumination.
- 


Fuse 120
Cylindrical wall fixture provides 360° illumination.
- 

Fuse 100 Double Head
Cylindrical wall fixture provides 360° illumination.
- 

Pilot
Wall mounted with up and down lighting. Frosted glass and nickel or stainless steel.
- 


Plume
Wall sconce with white opal diffuser and natural metal finish, available in 3 sizes.
- 


Step RC
Wall or ceiling light available in square or rectangle with numerous size options.
- 


Sigma
Vertical or horizontal wall sconce with clear satin acrylic diffuser.
- 


Wing
Vertical or horizontal wall light with asymmetric indirect fluorescent lighting.


Clearline


- 

Clearline
Floating pendant available with direct and indirect illumination.
- 

Clearline Ceiling
Ceiling mounted rectangle fixture, with clear satin acrylic diffuser.
- 

Clearline Pendant
Floating pendant with adjustable accent downlights.
- 

Clearline Wall Sconce
Wall mounted rectangle fixture, with clear satin acrylic diffuser.
- 

Custom Clearline Ring
Pendant light with direct and indirect illumination.
- 

Custom Clearline Flight
Pendant with up and down lighting options.

ALM

Recessed and Semi-Recessed



Plate Flush TR
Flangeless & Flanged oval or round, recessed light.



Plate Flush FL
Flangeless & Flanged oval or round, recessed compact fluorescent light fixture..




Plate Round
Trim or trimless, oval or round, recessed or semi-recessed light.



Plate Square
Low profile semi-recessed downlight fixture, available flange or flangeless.



Float
Low profile recessed light with metal trim ring and floating tempered glass.



Float Square
Trim or trimless, square or rectangle, semi-recessed downlight.



Lightplanes R
Large scale, square or rectangle recessed fixture with translucent diffuser.

Outdoor



Due
Fluorescent wall mounted fixture suitable for wet locations.



Luna
Indoor or outdoor architectural wall light, suitable for wet locations.



Slight
Fluorescent wall mounted fixture suitable for wet locations.



Vertigo
Aluminum bollard with 360° illumination suitable for wet locations.



Vertigo SS
Stainless steel bollard with 360° illumination suitable for wet locations.

ALM

Custom



Pagoda
Suspended light with extruded corner rails.



Ring
Suspended rings available with up lighting , down lighting or both.

Filix

Innovative outdoor architectural LED

Filix is the source for exceptional white color and RGB color LED products and systems. Filix products are used as linear lines of light, and facade lighting found in outdoor applications.

Designed for the elements with maintainable LEDs, stainless steel and tempered glass. Most of the Filix line are available with even line of light or high performance optics.

Round



RD4 Deco
Round LED uplight with high performance optics for outdoor and indoor use.



RD4 Paver
Round LED uplight for outdoor and indoor use.

Square



SQ4 Deco
Square LED uplight with high performance optics for outdoor and indoor use.



SQ4 Paver
Square LED uplight for outdoor and indoor use.

Filix

Rectangle



RC8 Paver
Rectangle LED marker light for outdoor and indoor use.



RC24 Paver
Rectangle LED marker light for outdoor and indoor use.

Underwater



Arpool S
Underwater LED with high performance optics with surface and trimless options.



Arpool M
Underwater LED with high performance optics with surface and trimless options.




Arpool L
Underwater LED with high performance optics with surface and trimless options.

Linear



Line
Surface mounted linear LED, with high performance optics for outdoor and indoor use.



Line Motion
Under cabinet LED task light with proximity dimmer and high performance optics.



Flex
White and color changing submersible LED with high performance optics.



Stepup
Linear line of light for outdoor and indoor use.



Stepup Deco
Linear line of light with high performance optics for outdoor and indoor use.



Stepup Slim
Continuous linear line of light for outdoor and indoor use.



Office
Linear line of light for indoor use.




Office Deco
Linear line of light with high performance optics for indoor use.

IP44.de


Range of efficient wall and ceiling luminaires featuring WavePipe-technology

Aesthetically and technically sophisticated exterior lighting, which decorates and illuminates gardens, facades and entrance areas. Each fixture is designed to withstand the elements, while achieving brilliant light qualities in LED, halogen, metal halide and fluorescent lamping options.


Outdoor



Cap
Wall light with Integrated housing and efficient WavePipe-technology.



Intro
Stainless steel cube with tubular compact lamp, available in two sizes.



Issy
Wall light with discreet body made of opaline glass, available in edge or rectangle.




Ith
Round wall light with contour filters to give colored accents to the light.



Lumen R
Semicircle wall light with opaline glass. Up and down light or downlight only.



Lumen S
Cube wall light with opaline glass. Up and down light or downlight only.



Quantum & Quant
Stainless steel downlight with low-volt halogen lamp.



Scap
Wall light with up and down light, integrated housing and WavePipe-technology.

Schmitz

Architectural and integrated lighting systems

Schmitz Lighting products provide innovative lighting solutions for commercial and private use. The products are distinguished by functional design combined with pure aesthetic lines and a high standard of quality.

Pendant




Clear Round
Aluminum anodized pendant with steel suspension cables and white acrylic diffuser.



Clear Square
Aluminum anodized pendant with steel suspension cables and white acrylic diffuser.



Pearl
Large scale white hemisphere in fluorescent, LED or RGB.



Rotunda
Suspended luminaire available in several sizes and lamping options.



Tool
Pendant light with satin nickel housing, steel suspension cables and satin acrylic tube.

Schmitz

Gypsum Systems




TZ-51
Recessed gypsum system with contour corners.



TZ-56
Recessed gypsum system with right angle contours.



TZ-57
Recessed gypsum system with right angle contours.



TZ-60
Recessed gypsum system with protruding, round contours.



TZ-101
Recessed gypsum system with indirect illumination.




TZ-200
Modular gypsum cove system with multiple lighting options.


Individual Gypsum Luminaires



TZ-4 Round
Recessed luminaire for plaster-in integration.



TZ-4 Square
Recessed luminaire for plaster-in integration.



TZ-5 Oval
Recessed LED luminaire for plaster-in integration.



TZ-5 Rectangle
Recessed LED luminaire for plaster-in integration.



TZ-5 Square
Recessed LED luminaire for plaster-in integration.

Schmitz

Wall and Ceiling



Atoll
Square or round, wall or ceiling light with satin acrylic diffuser.



Clear Rectangle
Wall or ceiling mounted fixture with direct or indirect light.



Clear Round
Wall or ceiling mounted fixture with direct or indirect light.



Clear Square
Wall or ceiling mounted fixture with direct or indirect light.




Clear 2 Square
Wall or ceiling mounted fixture with direct light.



Clear 2 Round
Wall or ceiling mounted fixture with direct light.



Game
Wall or ceiling mounted with brushed aluminum housing and satin acrylic.



Inside
Wall light with indirect light distribution. Silver housing and acrylic satin.



Small
Wall or ceiling light with satin aluminum housing and satin acrylic tube.



Tendo
Wall mounted with direct or indirect light distribution.

Architectural Lighting Systems



Size
Linear wall system with individual and continuous configurations.



Strong 3
Recessed continuous linear lighting system.




Tendo 2
Linear fluorescent lighting system with direct and indirect illumination.

Steng


Tradition and innovation in luminaires

Small scale luminaires and systems featuring advanced technology, the highest quality materials and design. Renowned for their original modular design system which allows lights to be changed easily through an innovative plug-in socket connection featured in nearly all Steng lights.

Pendant




Bell
LED or halogen pendant light with metal housing.



Classico
Pendant lights with hand-made Murano glass or metal shade.




Flo
Hand-made porcelain pendant light.




Flute LED
Slim, LED pendant light with hand-made brass shade. Glossy or satin nickel finish.




Flying Candles
Slim LED pendant light with satin finish acrylic cylinder.




Gloria A
LED or halogen pendant lights made from crystal glass.



Kora Pura
Small, hand-made beaker-shaped porcelain pendant in four designs.




LEDy
Dimmable, LED suspended table light, available in glossy or satin nickel.



Lens
Hand-blown Murano glass pendant lights with opal lining.



Little Bit
Pendant light with matte glass and high gloss mirrored finish.



Optimal Kane
Pendant light with aluminum body for use with metal, glass or porcelain shades.

Steng


Pendant



Flying Candles
LED pendant light with etched acrylic diffuser



Optimal Pur
Pendant light for use with metal glass or porcelain shades.



Pico Chandelier
Spectacular chandelier with hand-crafted porcelain shades.




Pico Pura
Paper-thin, hand-made cylindrical porcelain tube in two different décors.



Pillo
Hand-blown Murano glass pendant lights, available in two diameters.




Pino
LED or halogen pendant light with metal housing.



Tjao Square
Pendant light with 4 or 6 hand-made lamp shades.




Tjao Rondo
Pendant light with 3 or 6 hand-made lamp shades.



Tjao Rondo Chandelier
Pendant light with 29 hand-made lamp shades.




Tjao Pura
Pendant light with hand-made porcelain shade.



Tjao Zip
Row of pendant lights comprised of 3 or 4 hand-finished porcelain shades.



Tubolare
Hand-blown Murano glass pendant lights with opal lining.



Vinci
Hand made porcelain lights, available in three sizes.

Flush Mount Plug-in Sockets



Flush Mount Sockets (BEN)
Different shapes and finishes for use in many different materials.




Flush Mount Sockets (BEJ)
Different shapes and finishes for use in many different materials.



Flush Mount Sockets (BEQ)
Different shapes and finishes for use in many different materials.

Steng

Track Systems and Surface-Mounted Transformers




2/3/4 Point
Surface-mount transformers for use with 2, 3 or 4 LED or halogen spots.



AX-Line
Low voltage track system, wall or ceiling mounted, 0.5" diameter.


Spots




Bell
Low voltage LED and halogen spot with jack connector.




Brigg
Light modules head can be rotated steplessly 360°.



Cup
Low voltage LED and halogen spot with jack connector.




Hopper Sign
Wall or ceiling spot light with Hopper reflectors.



Pet
Low-voltage LED and halogen spot with jack connector.



PETit
Low voltage LED and halogen spot with jack connector.



Sign
Wall or ceiling spot light.

Steng

Optimal Downlights



Optimal Basic
Recessed housing can be flush mounted to ceilings. Features Optimal reflectors.



Optimal Kane
Surface mounted housing can be flush mounted to ceilings. Features Optimal reflectors.



Optimal Reflectors
Glass and aluminum reflectors for Optimal system.

Flexible Stem Lights



Optimal Flex
Flexible stem light with mounting for optimal system reflectors.



Pura Flex
Flexible stem light with porcelain shade.



Sign Flex
Flexible stem light with cylindrical glass shade.




Top Flex
Flexible stem light for MR16 LED or halogen lamp.



Typ Flex
Flexible LED light with solid reflector head.

Steng

Wall and Ceiling



Ando
Wall lamp with 360° pivoting head.




Brigg
LED, halogen and metal halide wall lamps available in 6 dimensions and 2 colors.




Brigg LED
LED wall lamp.



Brigg XS
LED and halogen wall lamps, available as radiating or rigid version.



Lens
Wall/ceiling lamp with hand-blown Murano glass, available in 12", 16" and 20" diameters.




Pico
Wall lamp with the unique glimmer of translucent porcelain.




Pilo
Wall ceiling lamp with hand-blown Murano glass, available in 16" and 22" diameters.



Pipe
Tubular lights, available as LED or halogen version.



Pipe-LED
Tubular LED lights.



Til
Wall mount light with asymmetrical uplight reflector.



Tjao
Available as ceiling and wall version with unique glimmer of translucent porcelain.

Whitegoods

Whitegoods offers a complete line of multiple aperture downlights and matching linear products available in fluorescent and LED lamp sources delivering an integrated and homogenous language of light

Downlights



150 Square Downlight
6" square recessed luminaire with flush or regressed glass lens.



150 Round Downlight
6" round recessed luminaire with flush or regressed glass lens.



100 Square Downlight
4" square recessed luminaire with flush or regressed glass lens.



100 Round Downlight
4" round recessed luminaire with flush or regressed glass lens.



60 Square Downlight
2.4" square recessed luminaire with regressed glass lens.



60 Round Downlight
2.4" round recessed luminaire with regressed glass lens.

Gimbals



150 Square Gimbal
6" square recessed directional gimbal luminaire.



150 Round Gimbal
6" round recessed directional gimbal luminaire.



100 Square Gimbal
4" square recessed directional gimbal luminaire.



100 Round Gimbal
4" round recessed directional gimbal luminaire.



60 Square Directional Downlight
2.4" square directional downlight.



60 Round Directional Downlight
2.4" round directional downlight.

Whitegoods

Wallwashers



150 Square Wallwash
6" rectangular recessed wallwash with regressed glass lens.



150 Round Wallwash
6" oval recessed wallwash with regressed glass lens.



100 Square Wallwash
4" rectangular recessed wallwash with regressed glass lens.



100 Round Wallwash
4" oval recessed wallwash with regressed glass lens.



60 Square Wallwash
2.4" rectangular recessed wallwash with regressed glass lens.



60 Round Wallwash
2.4" oval recessed wallwash with regressed glass lens.

Floor Ceiling Washers



150 Ceiling Floor Wash
6" high level ceiling wash with open aperture and reflector.



100 Ceiling Floor Wash
4" high level ceiling wash with open aperture and reflector.



60 Ceiling Floor Wash
2.4" high level ceiling wash with open aperture and reflector.

Linear Gimbals



150 Linear Gimbal
6" linear recessed directional multiple head gimbal.



100 Linear Gimbal
4" linear recessed directional multiple head gimbal.



300 Square Gimbal
12" linear recessed directional multiple head gimbal.



200 Square Gimbal
8" linear recessed directional multiple head gimbal.

Whitegoods

Surface Gimbals



150 Square Surface Gimbal
6" square surface mounted directional gimbal.



150 Round Surface Gimbal
6" round surface mounted directional gimbal.



100 Square Surface Gimbal
4" square surface mounted directional gimbal.



100 Round Surface Gimbal
4" round surface mounted gimbal.

Linear Recessed



150 Linear Recessed
6" recessed linear luminaire with flush or regressed glass lens.



100 Linear Recessed
4" recessed linear luminaire with flush or regressed glass lens.



60 Linear Recessed
2.4" recessed linear luminaire with flush or regressed glass lens.



20 Linear Recessed
0.75" recessed linear luminaire with flush or regressed glass lens.

Whitegoods

Linear Surface & Pendant



150 Linear Surface
6" surface mounted
linear luminaire with flush
or regressed glass lens.



100 Linear Surface
4" continuous
linear surface mounted
LED downlight.



60 Linear Surface
2.4" surface mounted
linear luminaire with flush
or regressed glass lens.



20 Linear Surface
0.75" continuous
linear surface mounted
LED downlight.

Large Panels



Large Panel Flush Diffuser
Large recessed panel with
bezel trim and flush lens.



**Large Panel Regressed
Diffuser (deep)**
Large recessed panel luminaire
with bezel trim/regressed lens.

Cove Systems



Edgeless Cove
Low profile linear cove system
with plaster-in knife edge.



Z Cove System
'Plaster-in' continuous linear
perimeter slot system.

Inter-lux

Inter-lux has curated a collection of lighting products that represents the best in international design. Inter-lux is sensitive to the demands of the North American Market. We know exactly how you need your product: on time, on budget, and all backed up with only the very best in pre and post order service.

tools for lighting

3741 Commerce Drive
Suites 306-308
Baltimore, MD 21227

410 381 1497
quotes@inter-lux.com
orders@inter-lux.com
answers@inter-lux.com
inter-lux.com