

SOFT QUADRA

Housing: Aluminum profile, integrated (I) or L-shaped acrylic cover (L)
 Design: SATTLER




Sizes	Size: L x W x H mm	inches	LED Watt	Lumen ¹⁾	weight kg ²⁾ / lbs ²⁾	Item No.	LED	Dimming	LED	Finishes	Power Supply cable	Mounting Version		
I-Version	1250 x 1250 x 80	49.2 x 49.2 x 3.1	68	5,423	15 / 33.1	801.	x x .	x x .	x x .	x x .	x x x .	x		
	1694 x 1694 x 80	66.7 x 66.7 x 3.1	89	7,359	17 / 37.5	813.	x x .	x x .	x x .	x x .	x x x .	x		
L-Version	1250 x 1250 x 107	49.2 x 49.2 x 4.2	68	5,855	15 / 33.1	800.	x x .	x x .	x x .	x x .	x x x .	x		
	1694 x 1694 x 107	66.7 x 66.7 x 4.2	89	7,923	17 / 37.5	812.	x x .	x x .	x x .	x x .	x x x .	x		
LED 24V CRI > 80		Neutral-white	4000 K	(Standard)	x x x .	40.	x x .	x x .	x x .	x x .	x x x .	x		
		Cold-white	5000 K	(Optional)	x x x .	50.	x x .	x x .	x x .	x x .	x x x .	x		
		Warm-white	3000 K	(Optional)	x x x .	30.	x x .	x x .	x x .	x x .	x x x .	x		
		Extra warm-white	2700 K	(Optional)	x x x .	27.	x x .	x x .	x x .	x x .	x x x .	x		
		Extra warm-white	2200 K	(Optional)	x x x .	22.	x x .	x x .	x x .	x x .	x x x .	x		
		Tunable white*	2700 - 6500 K	(Optional)	x x x .	65.	x x .	x x .	x x .	x x .	x x x .	x		
		RGB color control*		(Optional)	x x x .	60.	x x .	x x .	x x .	x x .	x x x .	x		
RGB + Neutral-White*	4000 K	(Optional)	x x x .	60.	x x .	x x .	x x .	x x .	x x x .	x				
* (only in combination with dimming DMX) Combinations up to two strips of LED possible														
Dimming		Dimmable 0 - 10 V		(Standard)	x x x .	x x .	51.	00.	x x .	x x x .	x			
		DMX (RGB possible)		(Optional)	x x x .	x x .	31.	00.	x x .	x x x .	x			
		LUTRON (contact factory)		(Optional)	x x x .	x x .	71.	00.	x x .	x x x .	x			
Finishes		11 white	(Optional)	22 aluminum polished	30 anthracite	27 brush-finished aluminum	32 crocodile black	33 sand silver fine textured						
		35 gold	36 brass	37 bronze fine textured	38 copper	10 black fine textured								
		x x x .	x x .	x x .	x x .	.	x x x .	x						
		Power Supply Cable Standard		Z 70 Silver	Z 71 white	Z 72 grey	Z 73 black							
				Standard (for mounting versions F, K, T): Separate power cable not required	Z 74 orange	Z 75 red	Z 76 green							
					x x x .	x x .	x x .	x x .	.	.	x			

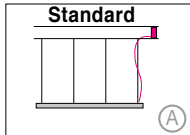
1) Net lumen output: Losses due to diffusers and reflectors are considered.
 Lumen values refer to an ambient temperature of max. 35° Celsius / 95° Fahrenheit.
 2) Weight of lights without remote technical unit or canopy.

SOFT QUADRA

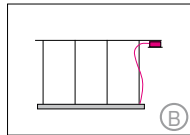
Housing: Aluminum profile, integrated (I) or L-shaped acrylic cover (L)
 Design: SATTLER



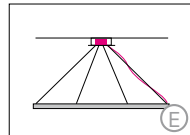
Mounting Version



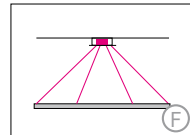
4-point suspension with external power supply unit in suspended ceiling



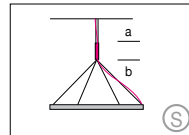
4-point suspension with external power supply unit in separate canopy



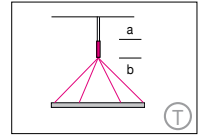
suspension through canopy



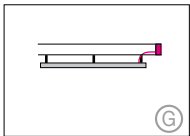
4 current-carrying steel cables. Only 1 strip LED possible. Not in combination with RGB



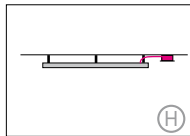
Suspension with pendant canopy PB 366 and steel cables
 (a) 5000 mm / 196.8" +
 (b) 3000 mm / 118.1"



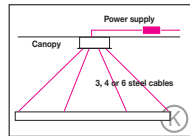
Suspension with pendant canopy PB 366 and current-carrying steel cables.
 (a) 5000 mm / 196.8" +
 (b) 3000 mm / 118.1"
 Not in combination with RGB.



Direct ceiling mounting 50mm / 1.9" with external power supply unit in suspended ceiling



Direct ceiling mounting (white) 50mm / 1.9" with external power supply unit in separate canopy



Suspension point as clamping unit with 4 current-carrying cables and remote technical unit in suspended ceiling.

Item No.	LED	Dimming	LED	Finishes	Power Supply cable	Mounting Version
X X X.	X X.	X X.	X X.	X X.	X X X	.

A, B, G, H = Distance of external power supply unit to light fixture max. 10m / 394"

S, T, K, E, F = Minimum suspension height half the diameter of light fixture, maximum suspension height two times diameter of light fixture

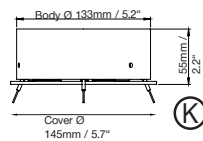
Including steel cable suspension 5000mm / 197" ; Version F, S, T 5000 / 3000mm / 197"/118" and/or power supply cable 5000mm / 197"

X X X.	X X.	X X.	X X.	X X.	X X X	X
--------	------	------	------	------	-------	---

Complete order number

Dimensions of external power supply units (1 LED Stripe)

Typ	Size mm / inch	For use with Mounting Version
DE 1F	360 x 150 x 85 mm / 14.2 x 5.9 x 3.3"	A, G, K



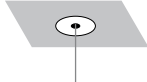
Input voltage for all external power supply units and canopy is **120 / 277 VAC 50/60 Hz**

Dimensions of canopy (1 LED Stripe)

Typ	Size mm / inch	For use with Mounting Version
DB 290	Ø 290 / 260 mm / 11.4 x 10.2" size 1250 x 1250 mm	B, E, F, H
DB 350	Ø 350 / 320 mm / 13.7 x 12.5" size 1694 x 1694 mm	B, E, F, H
PB 366	Ø 90 H 366 mm / 13.7 x 12.5"	S, T

Canopy finish: white (11) contact factory for other finishes
 USA/Canada: Canopy mounts to 4" octagonal junction box.

Optional



Ceiling fixation for mounting version A

200. 00. 00. 00. 11 (white)

Ceiling opening for power supply cable. Existing of cavity ceiling box with 80mm / 3.1" round metal cover. Powder coated in white, fine textured. Applicable to mounting version A.