

SOFT QUADRA

Housing: Aluminum profile, integrated (I) or L-shaped acrylic cover (L)
 Design: SATTLER




Sizes	Size: L x W x H mm	inches	LED Watt	Lumen ¹⁾	weight kg ²⁾ / lbs ²⁾	Item No.	LED	Dimming	LED	Finishes	Power Supply cable	Mounting Version	
I -Version	1250 x 1250 x 80	49.2 x 49.2 x 3.1	68	5,423	15 / 33.1	801.	x x .	x x .	x x .	x x .	x x x .	x	
	1694 x 1694 x 80	66.7 x 66.7 x 3.1	89	7,359	17 / 37.5	813.	x x .	x x .	x x .	x x .	x x x .	x	
L -Version	1250 x 1250 x 107	49.2 x 49.2 x 4.2	68	5,855	15 / 33.1	800.	x x .	x x .	x x .	x x .	x x x .	x	
	1694 x 1694 x 107	66.7 x 66.7 x 4.2	89	7,923	17 / 37.5	812.	x x .	x x .	x x .	x x .	x x x .	x	
LED 24V CRI > 80		Neutral-white 4000 K (Standard) Cold-white 5000 K (Optional) Warm-white 3000 K (Optional) Extra warm-white 2700 K (Optional) Extra warm-white 2200 K (Optional) Tunable white* 2700 - 6500 K (Optional) RGB color control* (Optional) RGB + Neutral-White* 4000 K (Optional)	4000 K (Standard) 5000 K (Optional) 3000 K (Optional) 2700 K (Optional) 2200 K (Optional) 2700 - 6500 K (Optional) (Optional) (Optional)	69. 62. 63. 27. 22. 65. 60. 60.	xx. xx. xx. xx. xx. xx. xx. xx.	xx. xx. xx. xx. xx. xx. xx. xx.	xx. xx. xx. xx. xx. xx. xx. xx.	xx. xx. xx. xx. xx. xx. xx. xx.	xx. xx. xx. xx. xx. xx. xx. xx.	xx. xx. xx. xx. xx. xx. xx. xx.	xx. xx. xx. xx. xx. xx. xx. xx.	xx. xx. xx. xx. xx. xx. xx. xx.	x x x x x x x x
Dimming		Dimmable 0 - 10 V (Standard) DMX (RGB possible) (Optional) LUTRON (contact factory) (Optional)	xx. xx. xx.	xx. xx. xx.	51. 31. 71.	00. 00. 00.	xx. xx. xx.	xx. xx. xx.	xx. xx. xx.	xx. xx. xx.	xx. xx. xx.	x x x	
Finishes	 11 white (Standard)	 22 aluminum polished (Optional)	 30 anthracite	 27 brush-finished aluminum	 32 crocodile black	 33 sand silver fine textured							
		 35 gold	 36 brass	 37 bronze fine textured	 38 copper	 10 black fine textured							
		 40 brass patinated	 42 bronze patinated	 44 wood veneer, white borders	 XX Custom finish								
Power Supply Cable	 Z 70 Silver (Standard)	 Z 71 white (Optional)	 Z 72 grey	 Z 73 black									
When using current carrying steel cables in Mounting Versions F, K, T leave this section blank		 Z 74 orange	 Z 75 red	 Z 76 green									

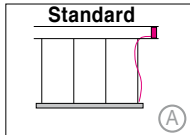
1) Net lumen output: Losses due to diffusers and reflectors are considered.
 Lumen values refer to an ambient temperature of max. 35° Celsius / 95° Fahrenheit.
 2) Weight of lights without remote technical unit or canopy.

SOFT QUADRA

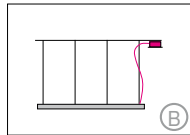
Housing: Aluminum profile, integrated (I) or L-shaped acrylic cover (L)
 Design: SATTLER



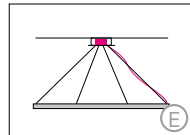
Mounting Version



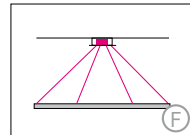
4-point suspension with external power supply unit in suspended ceiling



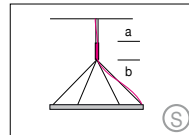
4-point suspension with external power supply unit in separate canopy



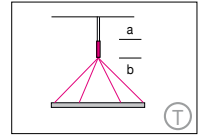
suspension through canopy



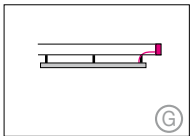
4 current-carrying steel cables. Only 1 strip LED possible. Not in combination with RGB



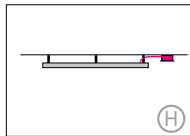
Suspension with pendant canopy PB 366 and steel cables
 (a) 5000 mm / 196.8" +
 (b) 3000 mm / 118.1"



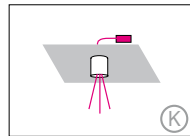
Suspension with pendant canopy PB 366 and current-carrying steel cables.
 (a) 5000 mm / 196.8" +
 (b) 3000 mm / 118.1"
 Not in combination with RGB.



Direct ceiling mounting 50mm / 1.9" with external power supply unit in suspended ceiling



Direct ceiling mounting (white) 50mm / 1.9" with external power supply unit in separate canopy



Suspension point as clamping unit with 4 current-carrying cables and remote technical unit in suspended ceiling.

Item No.	LED	Dimming	LED	Finishes	Power Supply cable	Mounting Version
X X X.	X X.	X X.	X X.	X X.	X X X	.

A, B, G, H = Distance of external power supply unit to light fixture max. 10m / 394"

S, T, K, E, F = Minimum suspension height half the diameter of light fixture, maximum suspension height two times diameter of light fixture

Including steel cable suspension 5000mm / 197" ; Version F, S, T 5000 / 3000mm / 197"/118" and/or power supply cable 5000mm / 197"

X X X.	X X.	X X.	X X.	X X.	X X X	X
--------	------	------	------	------	-------	---

Complete order number

Typ	Size mm / inch			For use with Mounting Version
	L	W	H	
DE 1F	360	150	85 mm / 14.2 x 5.9 x 3.3"	A, G, K

Typ	Size mm / inch		For use with Mounting Version
	Ø cover plate	Ø body	
DB 290	Ø 290 / 260 mm / 11.4 x 10.2"	Ø 290	B, E, F, H
DB 350	Ø 350 / 320 mm / 13.7 x 12.5"	Ø 350	B, E, F, H
PB 366	Ø 90 H 366 mm / 13.7 x 12.5"	Ø 90	S, T

Canopy finish: white (11) contact factory for other finishes
 USA/Canada: Canopy mounts to 4" octagonal junction box.

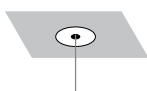
Input voltage for all external power supply units and canopy is **120 / 277 VAC 50/60 Hz**

Optional



LED spot in canopy
 4W/20°-40°, 400 Lumen (order separately)

762. 67. 01. 04. 11. (white)



Ceiling fixation for mounting version A

200. 00. 00. 00. 11 (white)

Ceiling opening for power supply cable. Existing of cavity ceiling box with 80mm / 3.1" round metal cover. Powder coated in white, fine textured. Applicable to mounting version A.