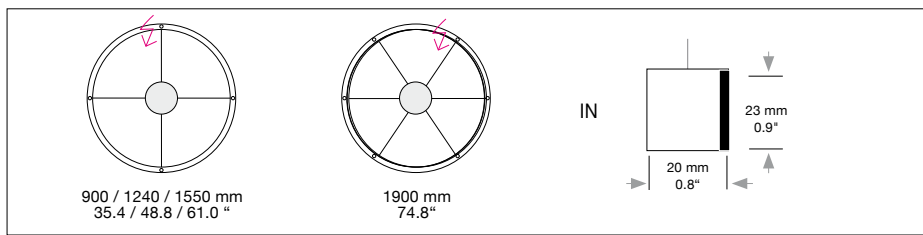
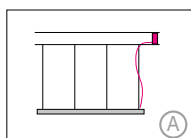


SLIM IN

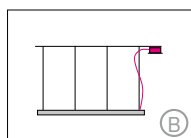
Housing: Circular aluminum profile with integrated acrylic cover inwards
 Design: SATTLER



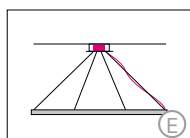
Mounting Version



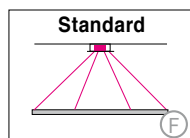
up to Ø 1550 mm / 61.0"
 4-point suspension
 1900 mm / 74.8"
 6-point suspension with external power supply unit in suspended ceiling



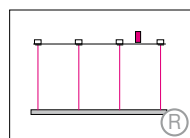
up to Ø 1550 mm / 61.0"
 4-point suspension
 1900 mm / 74.8"
 6-point suspension with external power supply unit in separate canopy



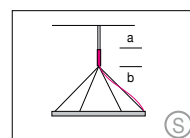
suspension through canopy



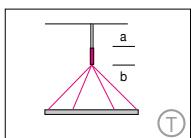
4 current-carrying steel cables. Not in combination with RGB



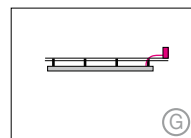
Suspension with current-carrying steel cables and cavity wall box. Not in connection with RGB.



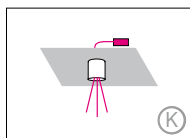
Suspension with pendant canopy PB 366 and steel cables
 (a) 5000 mm / 196.8" +
 (b) 3000 mm / 118.1"



Suspension with pendant canopy PB 366 and current-carrying steel cables.
 (a) 5000 mm / 196.8" +
 (b) 3000 mm / 118.1"
 Not in combination with RGB.



Direct ceiling mounting
 50mm / 1.9" with external power supply unit in suspended ceiling



Suspension point as clamping unit with 4 cables and remote technical unit in suspended ceiling.

Item No.	LED	Dimming	LED	Finishes	Power Supply cable	Mounting Version
X X X.	X X.	X X.	X X.	X X.	X X X	.

X X X.	X X.	X X.	X X.	X X.	X X X	X
--------	------	------	------	------	-------	---

Complete order number

A, B, G, R, K = Distance of external power supply unit to light fixture max. 10m / 394".

S, T, K, E, F = Minimum suspension height half the diameter of light fixture, maximum suspension height two times diameter of light fixture

Including steel cable suspension 5000mm/197"; Version F,R 3000mm/118"; Version S,T 5000 + 3000mm / 197"+118" and/or power supply cable 5000mm/197"

Dimensions of external power supply units			
Typ	Size mm / inch	For use with Mounting Version	
	L W H		
DE 1F	360 x 150 x 85 mm / 14.2 x 5.9 x 3.3"	A, G, R, K	

Input voltage for all external power supply units and canopy is
120 / 277 VAC 50/60 Hz

Canopy finish: **white (11)** contact factory for other finishes
 USA/Canada: Canopy mounts to 4" octagonal junction box.

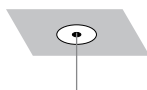
Dimensions of canopy (1 LED Stripe)			
Typ	Size mm / inch	For use with Mounting Version	
	Ø cover plate / body		
DB 230	Ø 230 / 210 mm / 9.5 x 8.3" up to size Ø 900 mm / 35.4"	B, E, F	
DB 290	Ø 290 / 260 mm / 11.4 x 10.2" up to size Ø 1550 mm / 61.0"	B, E, F	
DB 350	Ø 350 / 320 mm / 13.7 x 12.5" up to size Ø 1900 mm / 174.8"	B, E, F	
PB 366	Ø 90 H 366 mm / 3.5 x 14.4" up to size Ø 1550 / 61.0"	S, T	
PB 656	Ø 90 H 656 mm / 3.5 x 25.8" up to size Ø 1900 / 74.8"	S, T	

Optional



LED spot in canopy
 (SLIM size Ø 900 mm / 35.4", Dimension canopy DB 290)
 4W/20°-40°, 400 Lumen (order separately)

762. 67. 01. 04. 11. (white)



Ceiling mounting version A, G

Ceiling opening for power supply cable. Existing of cavity ceiling box with 80mm / 3.1" round metal cover. Powder coated in white, fine textured.
 Applicable to mounting version A, G.

200. 00. 00. 00. 11. (white)