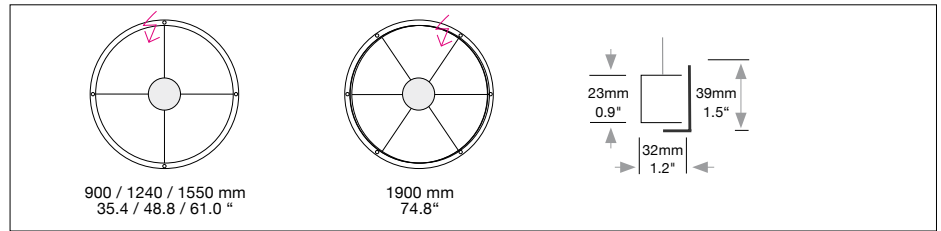



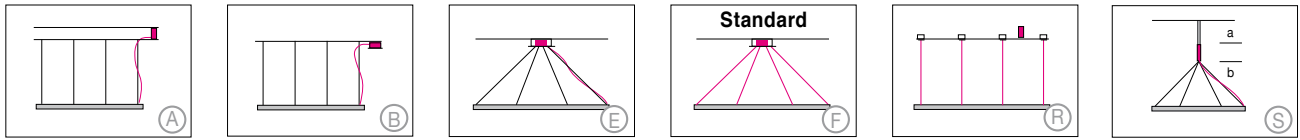


## CIRCOLO MINI

Housing: Circular aluminum profile, opal acrylic ring (L-shaped) on the inside  
 Design: SATTLER



### Mounting Version



**A** up to Ø 1550 mm / 61.0"  
 4-point suspension  
 1900 mm / 74.8"  
 6-point suspension with external power supply unit in suspended ceiling

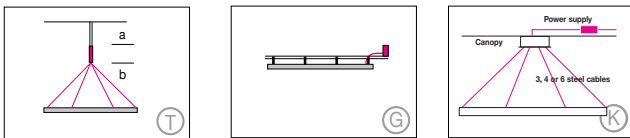
**B** up to Ø 1550 mm / 61.0"  
 4-point suspension  
 1900 mm / 74.8"  
 6-point suspension with external power supply unit in separate canopy

**E** suspension through canopy

**F** **Standard**  
 4 current-carrying steel cables. Not in combination with RGB

**R** Suspension with current-carrying steel cables and cavity wall box. Not in connection with RGB.

**S** Suspension with pendant canopy PB 366 and steel cables  
 (a) 5000 mm / 196.8" +  
 (b) 3000 mm / 118.1"



**T** Suspension with pendant canopy PB 366 and current-carrying steel cables.  
 (a) 5000 mm / 196.8" +  
 (b) 3000 mm / 118.1"  
 Not in combination with RGB.

**G** Direct ceiling mounting  
 50mm / 1.9" with external power supply unit in suspended ceiling

**K** Suspension point as clamping unit with 4 cables and remote technical unit in suspended ceiling.

Item No.	LED	Dimming	LED	Finishes	Power Supply cable	Mounting Version
X X X.	X X.	X X.	X X.	X X.	X X X	.

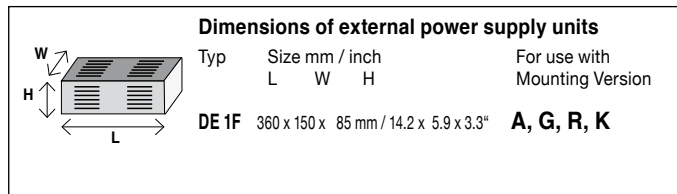
**A, B, G, R, K** = Distance of external power supply unit to light fixture max. 10m / 394".

**S, T, K, E, F** = Minimum suspension height half the diameter of light fixture, maximum suspension height two times diameter of light fixture

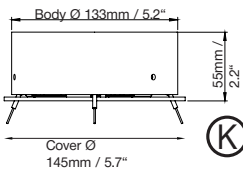
**Including steel cable suspension 5000mm/197"; Version F,R 3000mm/118";  
 Version S,T 5000 + 3000mm / 197"+118" and/or power supply cable 5000mm/197"**

X X X.	X X.	X X.	X X.	X X.	X X X	X
--------	------	------	------	------	-------	---

**Complete order number**



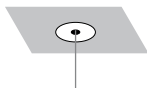
Input voltage for all external power supply units and canopy is **120 / 277 VAC 50/60 Hz**



Dimensions of canopy (1 LED Stripe)		For use with Mounting Version
Typ	Size mm / inch Ø cover plate / body	
<b>DB 230</b>	Ø 230 / 210 mm / 9.5 x 8.3" up to size Ø 900 mm / 35.4"	<b>B, E, F</b>
<b>DB 290</b>	Ø 290 / 260 mm / 11.4 x 10.2" up to size Ø 1550 mm / 61.0"	<b>B, E, F</b>
<b>DB 350</b>	Ø 350 / 320 mm / 13.7 x 12.5" up to size Ø 1900 mm / 174.8"	<b>B, E, F</b>
<b>PB 366</b>	Ø 90 H 366 mm / 3.5 x 14.4" up to size Ø 1550 / 61.0"	<b>S, T</b>
<b>PB 656</b>	Ø 90 H 656 mm / 3.5 x 25.8" up to size Ø 1900 / 74.8"	<b>S, T</b>

**Canopy finish: white (11)** contact factory for other finishes  
 USA/Canada: Canopy mounts to 4" octagonal junction box.

### Optional



#### Ceiling mounting version A, G

**200. 00. 00. 00. 11** (white)  
 Ceiling opening for power supply cable. Existing of cavity ceiling box with 80mm / 3.1" round metal cover. Powder coated in white, fine textured. Applicable to mounting version A, G.