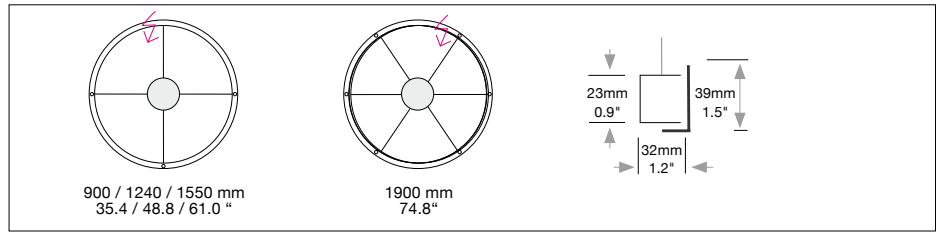


## CIRCOLO MINI

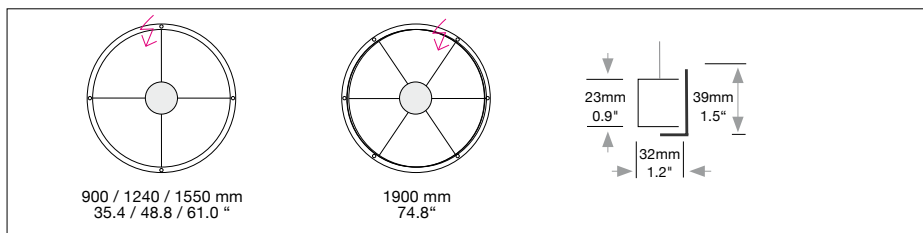
Housing: Circular aluminum profile, opal acrylic ring (L-shaped) on the inside  
 Design: SATTLER



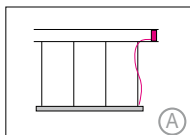
Sizes	Size: L x W x H mm		LED Watt	Lumen <sup>1)</sup>	weight kg <sup>2)</sup> / lbs <sup>2)</sup>	Item No.	LED	Dimming	LED	Finishes	Power Supply cable	Mounting Version				
	inches															
	Ø 900 mm	35.4"	51	2,339	3.5 / 7.7	<b>742.</b>	x x .	x x .	x x .	x x .	x x x .	x				
	Ø 1240 mm	48.8"	71	3,175	5.5 / 12.1	<b>743.</b>	x x .	x x .	x x .	x x .	x x x .	x				
	Ø 1550 mm	61.0"	88	4,061	6.0 / 13.2	<b>744.</b>	x x .	x x .	x x .	x x .	x x x .	x				
	Ø 1900 mm	74.8"	108	4,888	7.0 / 15.4	<b>745.</b>	x x .	x x .	x x .	x x .	x x x .	x				
<b>LED</b> 24V CRI > 90 *CRI > 80			<b>Warm-white</b> <b>Neutral-white</b> <b>Extra warm-white</b> <b>Extra warm-white</b>	<b>3000 K</b> <b>4000 K</b> <b>2700 K</b> <b>2200 K*</b>	<b>((Standard))</b> <b>(Optional)</b> <b>(Optional)</b> <b>(Optional)</b>	x x x . x x x . x x x . x x x .	<b>30.</b> <b>40.</b> <b>27.</b> <b>22.</b>	x x . x x . x x . x x .	x x . x x . x x . x x .	x x . x x . x x . x x .	x x x . x x x . x x x . x x x .	x x x x				
			<b>RGB color control**</b>		<b>(Optional)</b>	x x x .	<b>60.</b>	x x .	<b>00.</b>	x x .	x x x .	x				
<b>** (only in combination with dimming DMX, DALI)</b>																
<b>Dimming</b>			<b>Dimmable 0 - 10 V</b> <b>DMX (RGB possible)</b> <b>LUTRON (contact factory)</b>		<b>(Standard)</b> <b>(Optional)</b> <b>(Optional)</b>	x x x . x x x . x x x .	x x . x x . x x .	<b>51.</b> <b>31.</b> <b>71.</b>	<b>00.</b> <b>00.</b> <b>00.</b>	x x . x x . x x .	x x x . x x x . x x x .	x x x				
<b>Finishes</b>		<b>11</b> white		<b>22*</b> aluminum polished		<b>27*</b> brush-finished aluminum		<b>30</b> anthracite		<b>32</b> crocodile black		<b>33</b> sand silver fine textured				
(Standard)				<b>35</b> gold		<b>36</b> brass		<b>37</b> bronze fine textured		<b>38</b> copper		<b>10</b> black fine textured				
(Optional)				<b>XX</b> Custom finish												
											x x x .	x				
<b>Power Supply Cable</b>		<b>Z 70</b> Silver		<b>Z 71</b> white		<b>Z 72</b> grey		<b>Z 73</b> black		<b>Z 74</b> orange		<b>Z 75</b> red		<b>Z 76</b> green		
(Standard)			(Optional)													
When using current carrying steel cables in Mounting Versions F, K, R, T leave this section blank																
											x x x .	x x .	x x .	x x .	x x .	x

## CIRCOLO MINI

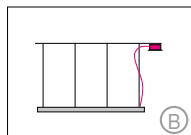
Housing: Circular aluminum profile, opal acrylic ring (L-shaped) on the inside  
 Design: SATTLER



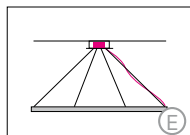
### Mounting Version



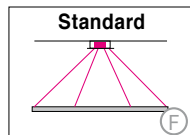
up to Ø 1550 mm / 61.0"  
 4-point suspension  
 1900 mm / 74.8"  
 6-point suspension with external power supply unit in suspended ceiling



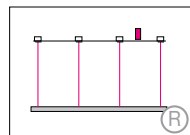
up to Ø 1550 mm / 61.0"  
 4-point suspension  
 1900 mm / 74.8"  
 6-point suspension with external power supply unit in separate canopy



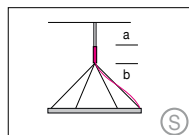
suspension through canopy



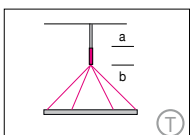
4 current-carrying steel cables. Not in combination with RGB



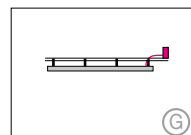
Suspension with current-carrying steel cables and cavity wall box. Not in connection with RGB.



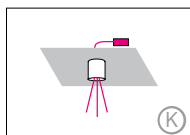
Suspension with pendant canopy PB 366 and steel cables  
 (a) 5000 mm / 196.8" +  
 (b) 3000 mm / 118.1"



Suspension with pendant canopy PB 366 and current-carrying steel cables.  
 (a) 5000 mm / 196.8" +  
 (b) 3000 mm / 118.1"  
 Not in combination with RGB.



Direct ceiling mounting  
 50mm / 1.9" with external power supply unit in suspended ceiling



Suspension point as clamping unit with 4 cables and remote technical unit in suspended ceiling.

Item No.	LED	Dimming	LED	Finishes	Power Supply cable	Mounting Version
X X X.	X X.	X X.	X X.	X X.	X X X	.

A, B, G, R, K = Distance of external power supply unit to light fixture max. 10m / 394".

S, T, K, E, F = Minimum suspension height half the diameter of light fixture, maximum suspension height two times diameter of light fixture

Including steel cable suspension 5000mm/197"; Version F,R 3000mm/118";  
 Version S,T 5000 + 3000mm / 197"+118" and/or power supply cable 5000mm/197"

X X X.	X X.	X X.	X X.	X X.	X X X	X
--------	------	------	------	------	-------	---

Complete order number

Dimensions of external power supply units			
Typ	Size mm / inch	For use with Mounting Version	
	L W H		
DE 1F	360 x 150 x 85 mm / 14.2 x 5.9 x 3.3"	A, G, R, K	

Input voltage for all external power supply units and canopy is **120 / 277 VAC 50/60 Hz**

Dimensions of canopy (1 LED Stripe)		
Typ	Size mm / inch	For use with Mounting Version
	Ø cover plate / body	
DB 230	Ø 230 / 210 mm / 9.5 x 8.3" up to size Ø 900 mm / 35.4"	B, E, F
DB 290	Ø 290 / 260 mm / 11.4 x 10.2" up to size Ø 1550 mm / 61.0"	B, E, F
DB 350	Ø 350 / 320 mm / 13.7 x 12.5" up to size Ø 1900 mm / 174.8"	B, E, F
PB 366	Ø 90 H 366 mm / 3.5 x 14.4" up to size Ø 1550 / 61.0"	S, T
PB 656	Ø 90 H 656 mm / 3.5 x 25.8" up to size Ø 1900 / 74.8"	S, T

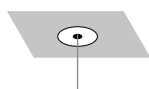
Canopy finish: white (11) contact factory for other finishes  
 USA/Canada: Canopy mounts to 4" octagonal junction box.

### Optional



**LED spot in canopy**  
 (Mini size Ø 900 mm / 35.4", Dimension canopy DB 290)  
 4W/20°-40°, 400 Lumen (order separately)

**762. 67. 01. 04. 11.** (white)



### Ceiling mounting version A, G

**200. 00. 00. 00. 11** (white)  
 Ceiling opening for power supply cable. Existing of cavity ceiling box with 80mm / 3.1" round metal cover. Powder coated in white, fine textured. Applicable to mounting version A, G.