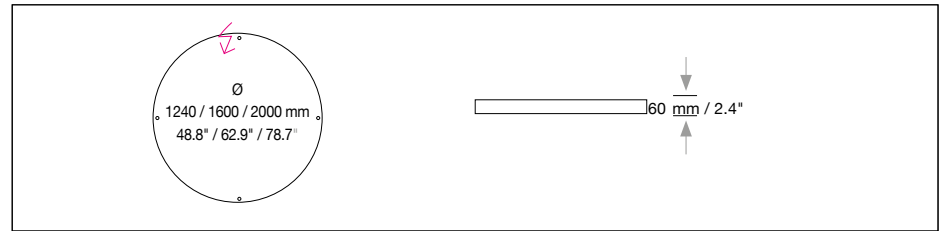




















# HIGHMOON FLAT


Housing: Aluminum housing with translucent foil.  
Level of illumination slightly decreasing towards center.

Design: SATTLER



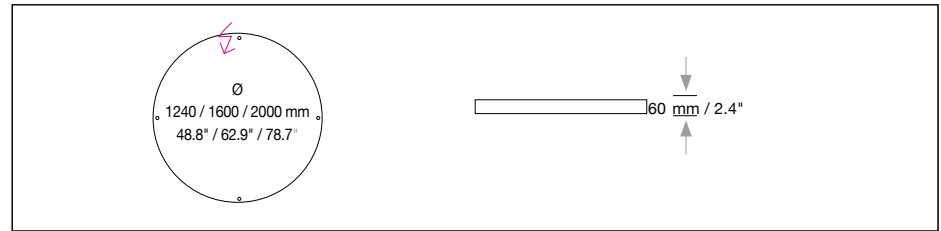
	Size: Ø x H mm	Inches	LED Watt	Lumen¹	Weight kg / lbs²	Item No.	LED Row 1	Dimming	LED Row 2	Finish	Power supply cable	Mounting version	
Sizes	Ø 1240 x 60	48.1 x 2.4"	89	6859	6 / 13.2	274.	x x.	x x.	x x.	x x.	x x x.	x	
	Ø 1600 x 60	62.9 x 2.4"	117	9117	8 / 17.6	278.	x x.	x x.	x x.	x x.	x x x.	x	
	Ø 2000 x 60	78.7 x 2.4"	148	11,600	11 / 24.2	280.	x x.	x x.	x x.	x x.	x x x.	x	
LED 24V  CRI > 90 Mac Adam 3 SELV L80 B10 100,000 hours		Standard: Neutral-white		4000 K		x x x.	40.	x x.	x x.	x x.	x x x.	x	
		Optional:	Warm-white		3000 K		x x x.	30.	x x.	x x.	x x.	x x x.	x
			Extra warm-white		2700 K		x x x.	27.	x x.	x x.	x x.	x x x.	x
			Tunable white*		2700 - 6500 K		x x x.	80.	x x.	x x.	x x.	x x x.	x
			RGB color control*				x x x.	60.	x x.	00.	x x.	x x x.	x
*Only available with DMX.													
Dimming		Standard: 0 - 10 V				x x x.	x x.	51.	x x.	x x.	x x x.	x	
		Optional:	Lutron EcoSystem**				x x x.	x x.	91.	x x.	x x.	x x x.	x
			DMX				x x x.	x x.	31.	x x.	x x.	x x x.	x
First digit indicates Dimming protocol. Second digit indicates number of rows of LED. Codes shown with 1x row of LED (Standard). For 2x rows of LED replace the second digit accordingly.													
**Lutron EcoSystem driver must be ordered separately and remote mounted with mounting versions A, G.													
Finish		Standard:											
		Optional (Powder coated):											
													
													
													
													
Optional (Premium):													
Power supply cable		Standard:											
		Optional:											
First digit indicates Dimming protocol. Second digit indicates number of rows of LED. Codes shown with 1x row of LED (Standard). For 2x rows of LED replace the second digit accordingly.													
**Lutron EcoSystem driver must be ordered separately and remote mounted with mounting versions A, G.													

# HIGHMOON FLAT

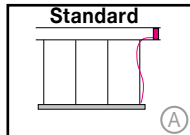


Housing: Aluminum housing with translucent foil.  
Level of illumination slightly decreasing towards center.

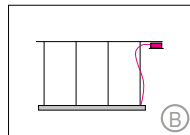
Design: SATTLER



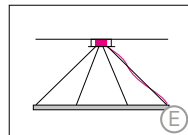
## Mounting Version



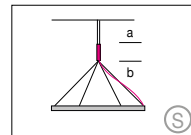
4-point suspension with external power supply unit in suspended ceiling.



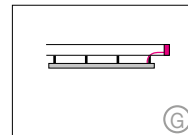
4-point suspension with external power supply unit in separate canopy.



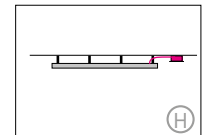
Suspension through canopy.



Suspension with pendant canopy PB 652 and steel cables (a) 5000 mm / 196.8" + (b) 3000 mm / 118.1". Recommended ceiling height greater than 25 ft.



Direct ceiling mounting 50 mm / 1.9" with external power supply unit in suspended ceiling.



Direct ceiling mounting (white) 50 mm / 1.9" with external power supply unit in separate canopy.

Item No.	LED	Dimming	LED	Finishes	Power supply cable	Mounting version
x x x.	x x.	x x.	x x.	x x.	x x x	<input type="text"/>

A, B, G, H = Distance of external power supply unit to light fixture max. 10m / 394"

E, S = Minimum suspension height half the diameter of light fixture, maximum suspension height two times diameter of light fixture

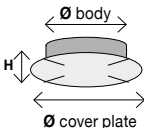
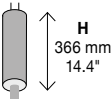
Including steel cable suspension 5000 mm / 197"; Version F, R, S, T 5000 / 3000 mm / 197"/118" and/or power supply cable 5000 mm / 197"

---	---	---	---	---	---	-
-----	-----	-----	-----	-----	-----	---

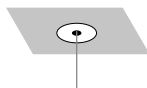
Complete order number

Power supply units: (1 LED Stripe)			
Type / Size mm / inch L x W x H	Included with Mounting version	Protective rating	
DE 2F 360 / 300 / 85 mm / 14.2 x 11.8 x 3.3"	A, G	IP 20	

Input voltage for all external power supply units and canopy is 120-277 VAC 47-63 Hz

Canopy:			
	Type/ Size mm / inch Ø cover plate / body / H	Included with Mounting version	Protective rating
	<b>DB 350</b> Ø 350 / 320 / 60 mm / 13.7 x 12.5 / 2.3"	<b>B, E, H</b>	<b>IP 20</b>
	<b>PB 652</b> Ø 90 H 652 mm / 3.5 x 25.7"	<b>S</b>	<b>IP 20</b>
<b>Color: 12 white, similar RAL 9003</b> , contact factory for other finishes			
Canopy mounts to 4" octagonal junction box.			

## Optional



Ceiling fixation included with mounting versions A, G

200. 00. 00. 00. 12 (white)

Consisting of a cavity ceiling box with 80 mm / 3.1" round metal cover. Powder coated in white, fine textured. Applicable to mounting version A, G.

SATTLER

410 381 1497 inter-lux.com answers@inter-lux.com  
inter-lux reserves the right to make technical changes without notice

IP 20



Direct  
light  
distribution  
3-7% indirect



Conforms to UL-STD 1598  
Certified to CSA-STD C22.2  
No.250.0-08

Technical data is subject to change. Errors and omissions excepted 1. Net lumen output: Losses due to diffusers and reflectors are considered. Lumen values refer to an ambient temperature of max. 35° Celsius / 95° Fahrenheit. 2. Weight of lights without remote technical unit or canopy.