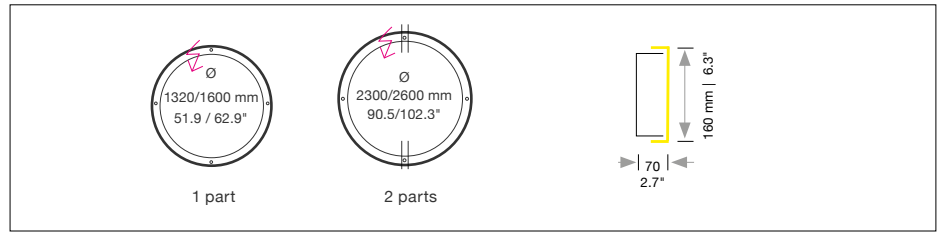


CIRCOLO INVERSE

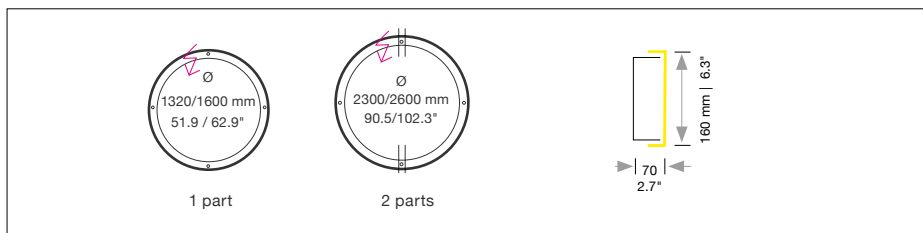
Housing: Aluminum profile with opal diffuser on the outside
Design: SATTLER



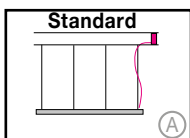
Sizes	Size: Ø x H x W mm	Inches	LED Watt	Lumen ¹	Weight kg / lbs ²	Item No.	LED Row 1	Dimming	LED Row 2	Finish	Power supply cable	Mounting version	
	Ø 1320 x 160 x 70	51.9 x 6.3 x 2.7	75	6402	20 / 44.0	265.	x x.	x x.	x x.	x x.	x x x.	x	
	Ø 1600 x 160 x 70	62.9 x 6.3 x 2.7	93	7789	25 / 55.1	266.	x x.	x x.	x x.	x x.	x x x.	x	
	Ø 2300 x 160 x 70	90.5 x 6.3 x 2.7	136	11,372	35 / 77.1	267.	x x.	x x.	x x.	x x.	x x x.	x	
	Ø 2600 x 160 x 70	102.3 x 6.3 x 2.7	156	13,270	40 / 88.1	268.	x x.	x x.	x x.	x x.	x x x.	x	
LED 24V CRI > 90 Mac Adam 3 SELV L80 B10 100,000 hours		Standard: Neutral-white	4000 K			x x x.	40.	x x.	x x.	x x.	x x x.	x	
		Optional:	Natural-white	3500 K			x x x.	35.	x x.	x x.	x x.	x x x.	x
			Warm-white	3000 K			x x x.	30.	x x.	x x.	x x.	x x x.	x
			Extra warm-white	2700 K			x x x.	27.	x x.	x x.	x x.	x x x.	x
			Tunable white*	2700 - 6500 K			x x x.	80.	x x.	x x.	x x.	x x x.	x
			RGB color control*				x x x.	60.	x x.	00.	x x.	x x x.	x
	RGB + Neutral-White*	4000 K			x x x.	60.	x x.	40.	x x.	x x x.	x		
*Only available with DMX. Combinations up to two rows of LED possible.													
Dimming		Standard: 0 - 10 V				x x x.	x x.	51.	x x.	x x.	x x x.	x	
		Optional:	Lutron EcoSystem**				x x x.	x x.	91.	x x.	x x.	x x x.	x
			DMX				x x x.	x x.	31.	x x.	x x.	x x x.	x
First digit indicates Dimming protocol. Second digit indicates number of rows of LED. Codes shown with 1x row of LED (Standard). For 2x rows of LED replace the second digit accordingly. **Lutron EcoSystem driver must be ordered separately and remote mounted with mounting versions A, C, G, K.													
Finish		Standard:	12	white, powder coated, similar to RAL 9003									
			Optional (Powder coated):	10	black fine textured								
				11	white, similar to RAL 9010								
				30	anthracite fine textured								
				33	sand silver fine textured								
				34	bronze satined								
				35	gold								
				36	brass								
				37	bronze fine textured								
			Optional (Premium):	22	aluminum polished								
27	brush-finished aluminum												
Power supply cable		Standard:	Z 70	silver									
			Optional:	Z 71	white								
				Z 73	black								
				000	Without power cable								
Current-carrying F, R, T, K													

CIRCOLO INVERSE

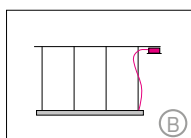
Housing: Aluminum profile with opal diffuser on the outside
Design: SATTLER



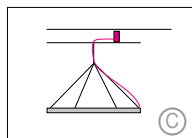
Mounting Version



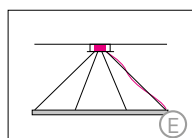
4-point suspension with external power supply unit in suspended ceiling.



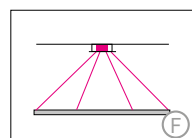
4-point suspension with external power supply unit in separate canopy.



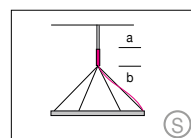
1-point suspension with external power supply unit in separate canopy.



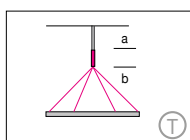
Up to Ø 1600 mm / 63" suspension through canopy.



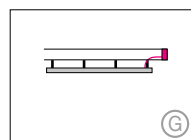
4 current-carrying steel cables suspension through canopy. Only 1 strip LED possible.



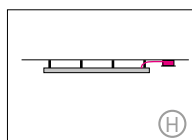
Suspension with pendant canopy PB 375 / PB 652 and steel cables (a) 5000 mm / 196.8" + (b) 3000 mm / 118.1". Recommended ceiling height greater than 25 ft.



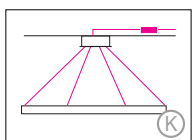
Suspension with pendant canopy PB 375 / PB 652 and steel cables (a) 5000 mm / 196.8" + (b) 3000 mm / 118.1". Not in combination with RGB. Recommended ceiling height greater than 25 ft.



Direct ceiling mounting 50 mm / 1.9" with external power supply unit in suspended ceiling.



Direct ceiling mounting (white) 50 mm / 1.9" with external power supply unit in separate canopy.



Suspension point as clamping unit with 4 current-carrying cables and remote technical unit in suspended ceiling.

Item No.	LED	Dimming	LED	Finishes	Power supply cable	Mounting version
X X X.	X X.	X X.	X X.	X X.	X X X	-

A, B, C, G, H, K = Distance of external power supply unit to light fixture max. 10m / 394"

E, F, S, T, K = Minimum suspension height half the diameter of light fixture, maximum suspension height two times diameter of light fixture

Including steel cable suspension 5000 mm / 197" ; Version F, S, T 5000 / 3000 mm / 197"/118" and/or power supply cable 5000 mm / 197"



Complete order number

Power supply units: (1 LED Stripe)			
Type / Size mm / inch	Included with Mounting version	Protective rating	
DE 1F 360 / 150 / 85 mm / 14.2 / 5.9 / 3.3"	A, G, R, K (Ø1320 / Ø1600 mm)	IP 20	
DE 2F 360 / 300 / 85 mm / 14.2 / 11.8 / 3.3"	A, G (Ø2300 / Ø2600 mm)	IP 20	

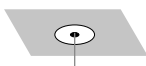
Input voltage for all external power supply units and canopy is 120-277 VAC 47-63 Hz

Canopy: (1 LED row)			
Type / Size mm / inch	Included with Mounting version	Protective rating	
DB 290 Ø 290 / 260 / 60 mm / 11.4 x 10.2 / 2.3"	B, E, F, H (up to Ø 1320 mm)	IP 20	
DB 350 Ø 350 / 320 / 60 mm / 13.7 x 12.5 / 2.3"	B, E, F, H (up to Ø 2600 mm)	IP 20	
PB 375 Ø 90 H 375 mm / 3.5 x 14.8"	S, T (up to Ø 1320 mm)	IP 20	
PB 652 Ø 90 H 652 mm / 3.5 x 25.7"	S, T (up to Ø 1600 mm)	IP 20	
DB 145 Ø 145 / 133 / 55 mm / 5.7 x 5.2 / 2.2"	K	IP 20	

Ø body 90 mm / 3.5"

Color: 12 white, similar RAL 9003, contact factory for other finishes
Canopy mounts to 4" octagonal junction box.

Optional



Ceiling fixation included with mounting versions A, C, G

200. 00. 00. 00. 12 (white)

Consisting of a cavity ceiling box with 80 mm / 3.1" round metal cover. Powder coated in white, fine textured. Applicable to mounting version A, C, G.