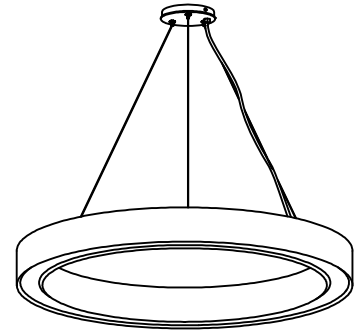
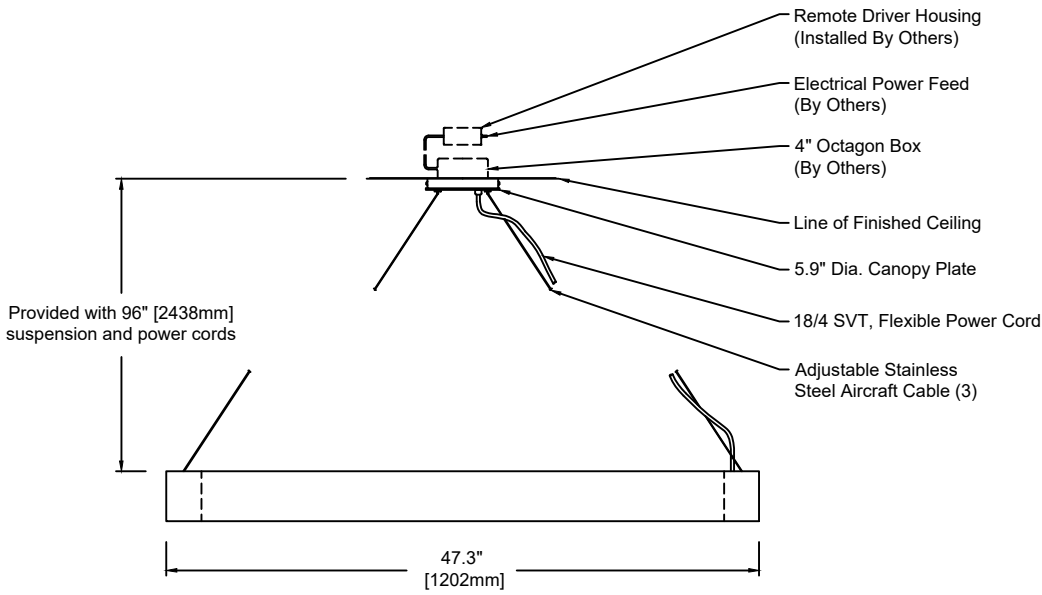
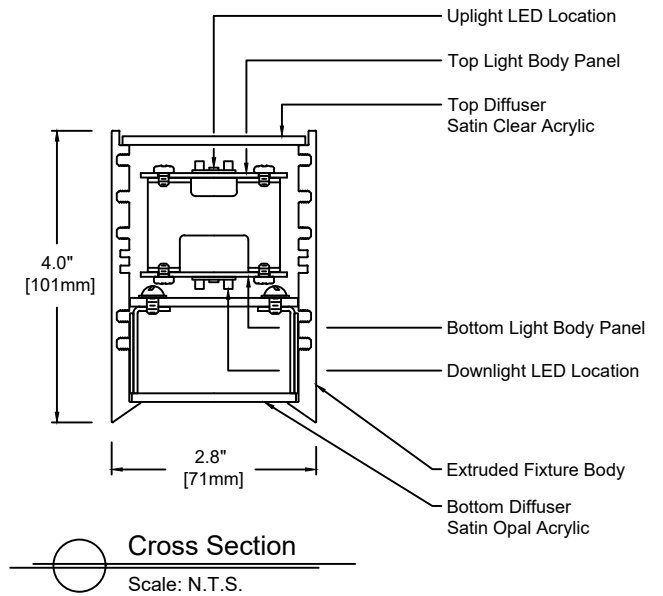
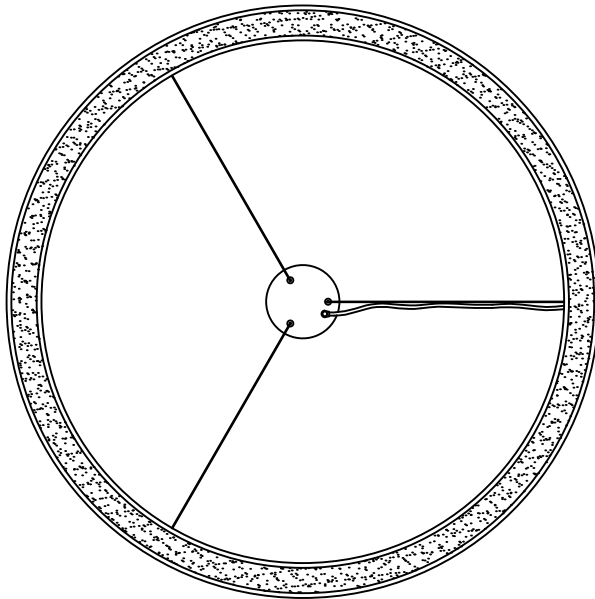


Ring UD

TECHNICAL SHEET



PERSPECTIVE VIEW



Drawing 1 of 2

Fixture Weight : 32 lbs

| 1692 | P | 48 | MD | 830 | MI | 830 | U | S | SW - SA | 19 | CE - DC - CC |
|-------------|------|------|----------------|------------|------------------|------------------|---------|----------------------------------|---|---------------------------------------|--------------|
| Model | Type | Size | Wattage Direct | Color Temp | Wattage Indirect | Color Temp | Voltage | Control | Diffuser | Finish | Options |
| P - Pendant | 48" | LD | 827 | LI | 827 | 1 - 120 VAC only | S | SW - Satin Opal Acrylic (Bottom) | 19 - Painted Anodized Aluminum - RAL 9006 Matte | CE - Center Canopy | |
| | | MD | 830 | MI | 830 | U - 120/277 V | D010 | CB - Aluminum Cover (Bottom) | 21 - Painted White - RAL 9010 Matte | SA - Single Circuit | |
| | | RGBD | 835 | RGBI | 835 | | DFPN | SA - Satin Clear Acrylic (Top) | 26 - Painted Black - RAL 9005 Matte | DC - Dual Circuit | |
| | | 00 | 840 | 00 | 840 | | L3DAE | CT - Aluminum Cover (Top) | 22 - Painted Custom Color | CC - Clear Insulated Cable (Standard) | |
| | | | RGB | | RGB | | L3D0E | | | WC - White Cable | |
| | | | | | | | DMX | | | BC - Black Cable | |

Wattage and Control

Control (Remote 24V):
 S - Non-Dim
 D010 - 0-10V 10%
 DFPN - Lutron Forward Phase 1%, 120VAC
 L3DAE - Lutron Hi-Lume 1% EcoSystem
 L3D0E - Lutron Hi-Lume Premier 0.1% EcoSystem
 DMX - DMX Dimming

For no direct or indirect light specify "00"

Wattage "LD or LI" - 35 Watt
 2,700K - 4,667 lm
 3,000K - 4,667 lm
 3,500K - 4,854 lm
 4,000K - 4,947 lm

Wattage "MD or MI" - 70 Watt
 2,700K - 8,669 lm
 3,000K - 8,669 lm
 3,500K - 9,030 lm
 4,000K - 9,205 lm

Technical Data:
 Form - linear, Operating voltage: 24VDC
 Color rendering index Ra min: 82 CRI, Available in 90 CRI
 Viewing angle: 110°
 Lifetime - L70: 60,000h
 Working temperature: -20°C to 60°C (-4°F to 140°F)

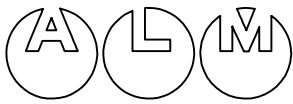
Wattage "RGBD or RGBI" - 125 Watt / 3,243 lm

Technical Data for RGB:
 Form - tape, Operating voltage: 24VDC
 Viewing angle: 120°
 Lifetime - L70: 50,000h
 Working temperature: -30°C to 75°C (-22°F to 167°F)

Remote Drivers:
 Max. wiring distance / Load

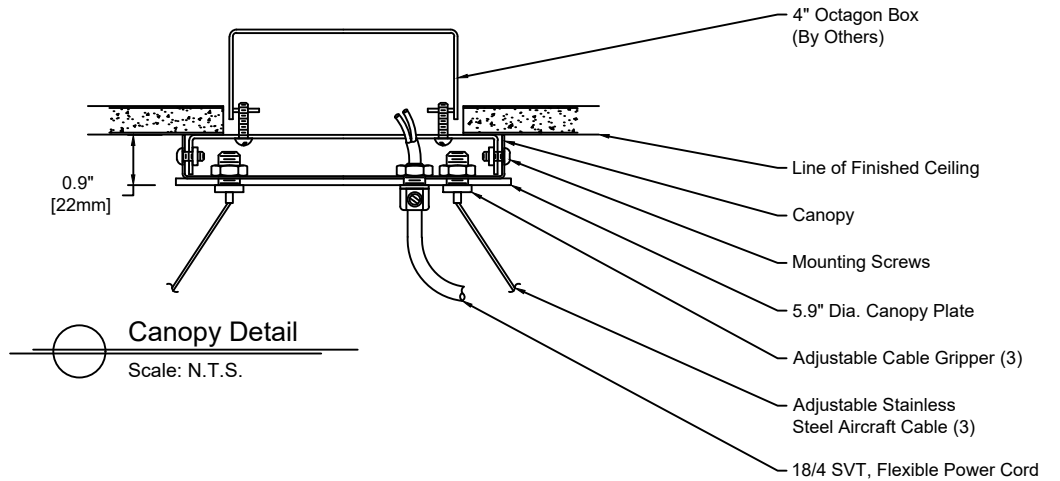
| | Osram | Lutron |
|------------|-------|--------|
| Wire Gauge | ≤48W | ≤96W |
| #18AWG | 37' | 18' |
| #16AWG | 59' | 25' |
| #14AWG | 95' | 40' |





Ring UD

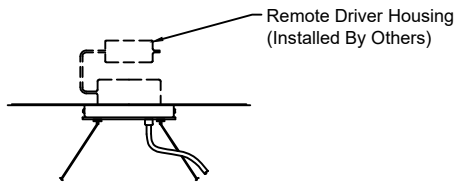
TECHNICAL SHEET



Canopy Detail

Scale: N.T.S.

Note:
Canopy finish matches housing

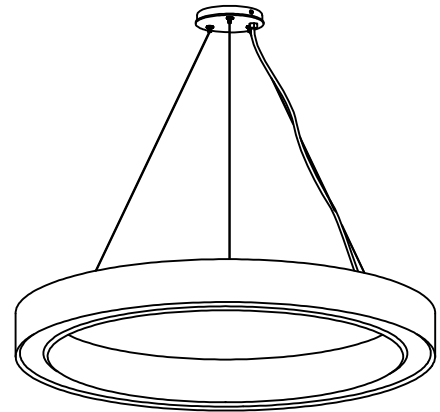


Provided with 96" [2438mm] suspension and power cords

Note:
Please consult factory for minimum mounting height of each fixture size

4.0" [101mm]

"A"



Center Canopy Mounting

Scale: N.T.S.

Drawing 2 of 2

Series: 1692

| Wire Gauge | Osram | | | Lutron | |
|------------|-------|------|------|--------|------|
| | ≤48W | ≤72W | ≤96W | ≤40W | ≤96W |
| #18AWG | 37' | 25' | 18' | 15' | 25' |
| #16AWG | 59' | 39' | 29' | 25' | 40' |
| #14AWG | 95' | 63' | 47' | 40' | 60' |