


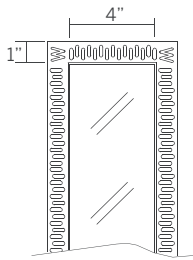
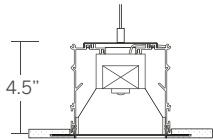
100 Linear Plaster-in LED

Specifications



Ordering Information

Model	Type	Length	LED ²	Color ³	Voltage	Power ⁴	Diffuser	Mount	Options
WG-P100LDL								P	
WG-P100LDL	S P ¹ PZ ¹	A A x B A x B x C A x B x A x B	L M H	827 830 835 840 927 930 930 935 940	UNV 120	S D010 D3W DES DFPN	OD (std) SD	P	WL



Luminaire

- Plaster-in for drywall ceilings and walls.
- Installation from below for remodel or new construction.
- Easily installed internal LED tray assembly with integral driver.
- High reflectance white reflector.
- Flush snap-in opal diffuser (standard).
- Powdercoat painted white - RAL 9010.

Type

- S = Straight run
- P = Standard patterns 2, 3 or 4 sided with 90° corners on the same plane¹
- PZ = Non-standard patterns and/or corners other than 90° on multiple planes, consult factory¹

Length

- A, B, C = specify feet & inches to the nearest 0.25" (i.e. 6' 5.5") For patterns specify each length (i.e. 2 sided: A x B = 6' 5" x 6'; 3 sided: A x B x C; 4 sided: A x B x A x B)

LED²

- L = Low Power (3W/ft)
- M = Mid Power (6W/ft)
- H = High Power (10W/ft)

Color / Lumens³

- 80+ CRI minimum (Low/Mid/High)
- 827 = 2700K, 237/440/695 lm/ft
 - 830 = 3000K, 237/440/695 lm/ft
 - 835 = 3500K, 246/458/724 lm/ft
 - 840 = 4000K, 251/467/738 lm/ft
 - For 90+ CRI specify 927, 930, etc.

Voltage

- UNV = 120-277V
- 120 = 120V (DFPN only)

Power Supply (integral)⁴

- S = Standard driver, 120-277V
- D010 = 10%, 0-10V dimming, 120-277V
- D3W = Lutron, 1%, 3-wire dimming, 120-277V
- DES = Lutron, 1%, EcoSystem E1/E2 digital dimming, 120-277V
- DFPN = Lutron 1% forward phase with neutral, 120V only

Diffuser

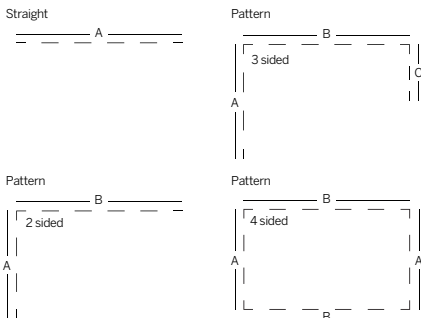
- OD = Flush opal diffuser (standard)
- SD = Flush satin diffuser

Mounting

- P = Plaster-in

Options

- WL = Wet location (requires recessed installation in protected canopy)
- Contact factory for emergency lighting options.



1 See pattern specsheet.
 2 Wattage shown does not include power supplies/drivers.
 3 Delivered lumens with satin diffuser shown. Lumens for CRI 90(+), are about 16% lower compared to standard CRI 80(+).
 4 See power supply specsheet.

100 Linear Plaster-in LED

Dimensions

