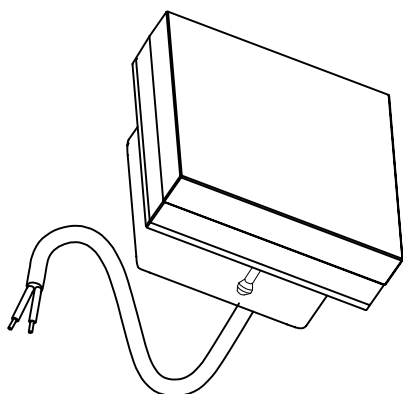


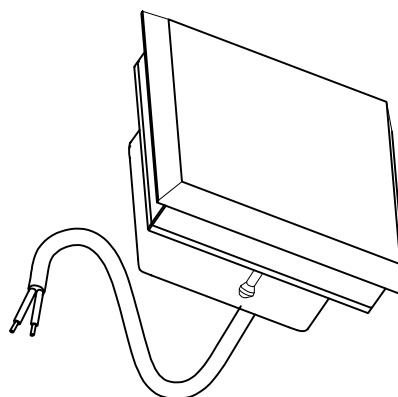
SQ 100 family (SQP 100, SQD 100, SQW 100)
Installation instructions (INSTALLATION FIXTURE)

inter•lux

TRIMLESS



TRIM



All dimensions are given according to the SI system of units (mm, kg, °C), additional dimensions that are written in brackets, are given according to the U.S. measurement system (in, lbs, °F)

GENERAL REMARKS ON SAFETY

- READ ALL OF THESE INSTRUCTIONS BEFORE INSTALLING FIXTURES.
- KEEP ALL OF THE INSTRUCTIONS FOR FUTURE REFERENCE.
- TURN OFF POWER BEFORE INSTALLING FIXTURE.
- INSTALLATION IS TO BE PERFORMED BY A QUALIFIED ELECTRICIAN ONLY.
- ALL INSTALLATIONS ARE TO CONFORM TO THE STANDARDS OF THE NATIONAL ELECTRICAL CODE AS WELL AS ALL LOCAL JURISDICTIONAL CODES AND REGULATIONS.
- ANY MODIFICATION OF THE LUMINAIRE WILL VOID ANY AND ALL WRITTEN OR IMPLIED WARRANTIES.
- DO NOT OPEN THE FIXTURE - THIS WILL VOID THE IP RATING.
- THE MANUFACTURER ACCEPTS NO RESPONSIBILITY FOR DAMAGE TO PERSONS OR PROPERTY ARISING THROUGH IMPROPER USE OR INSTALLATION.

WARRANTY

ALL PRODUCTS ARE FACTORY TESTED AND ARE GUARANTEED FREE FROM FACTORY DEFECT FOR A PERIOD OF 3 YEARS UNDER FOLLOWING TERMS:

- PRODUCT HAS NOT BEEN SUBJECT TO INCORRECT VOLTAGE OR POLARITY CONNECTION.
- PRODUCT HAS NOT BEEN SUBJECT TO PHYSICAL OR ATMOSPHERIC DAMAGE.
- PRODUCT HAS BEEN RETURNED AND FACTORY EVALUATED FOR DEFECT OR MALFUNCTION.
- ALL DRIVERS AND CONTROLLERS ARE APPROVED FOR USE BY FILIX.
- THE LUMINAIRE FACTORY SEAL (IP RATING) HAS NOT BEEN COMPROMISED

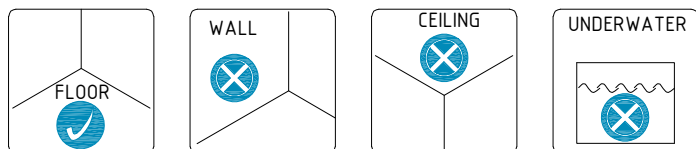
THE MANUFACTURER ACCEPTS NO RESPONSIBILITY FOR DAMAGE TO PERSONS OR PROPERTY ARISING THROUGH IMPROPER USE OR INSTALLATION.

STANDARD REPLACEMENT AND NORMAL SERVICING TERMS.

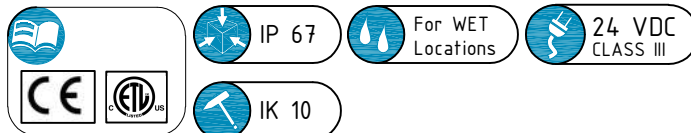
ALL ELECTRONIC AND OTHER CONSUMABLE COMPONENTS ARE SUBJECT OF EXCHANGE AFTER 36 MONTHS OF OPERATIONS. PRODUCT PERFORMANCE DEPENDS OF CRITICAL ELECTRONIC AND OTHER COMPONENTS WHICH CAN BE SERVICED WITH OFFICIAL DEALER OR DIRECTLY WITH THE MANUFACTURE. MANUFACTURER HOLDS THE RIGHT TO REPAIR AND CHANGE COMPONENTS AS PER CURRENT COMPONENT AVAILABILITY.

MANUFACTURER CANNOT BE HELD LIABLE FOR COMPONENTS AND OTHER EXPENSES (DE-INSTALLATION, INSTALLATION, SHIPPING, ETC.) INCURRED DURING THE PROCESS OF PRODUCT IMPROVEMENT AND SERVICING.

POSSIBLE INSTALLATION POSITIONS



MAIN FEATURES



- THE SURFACE TEMPERATURE OF THE FIXTURE IS $\approx 40^{\circ}\text{C}$ (104°F) AND IMPOSES NO LIMITS ON INSTALLATION
- CALCULATE THE MAXIMUM POWER CONSUMPTION AND USE APPROPRIATELY SIZED DRIVERS/CONTROLLERS
- PRODUCT MUST BE INSTALLED IN ACCORDANCE WITH THE APPLICABLE INSTALLATION CODE BY A PERSON FAMILIAR WITH THE CONSTRUCTION AND OPERATION OF THE PRODUCT AND THE HAZARDS INVOLVED

WIRING

WIRE MARKINGS

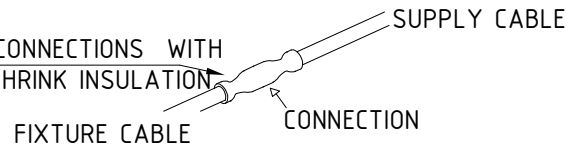
SINGLE LED COLOR

- BLACK (+24 VDC)
- WHITE (-24 VDC)

POWER SUPPLY CABLE

IF CONNECTOR IS NOT SUPPORTED

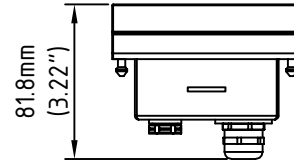
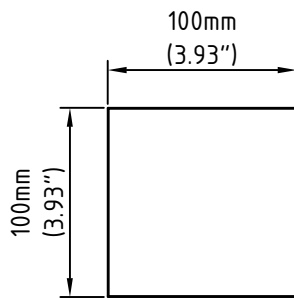
INSULATE ELECTRICAL CONNECTIONS WITH
ELECTRICAL THERMO SHRINK INSULATION



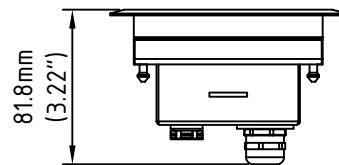
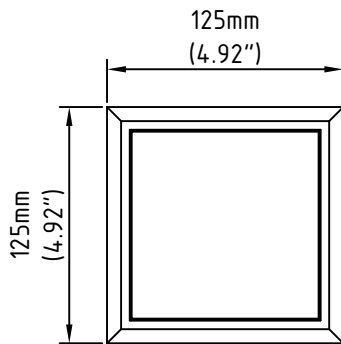
inter•lux

FIXTURE DIMENSIONS

TRIMLESS

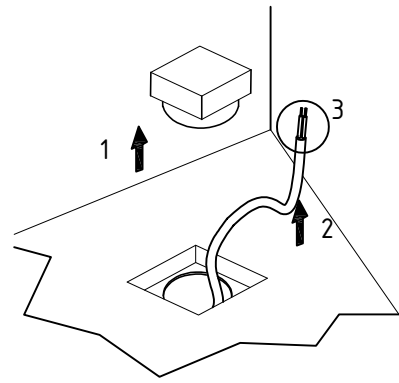


TRIM



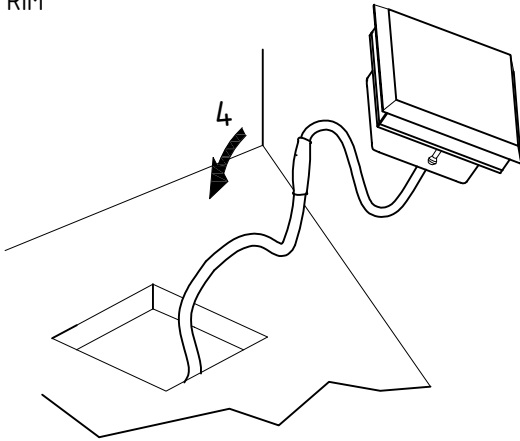
INSTALLATION GUIDE

1. REMOVE COVER FROM HOUSING
2. PULL OUT SUPPLY CABLE
3. STRIP CABLE AND PREPARE FOR CONNECTION WITH FIXTURE AS SHOWN IN WIRING SECTION

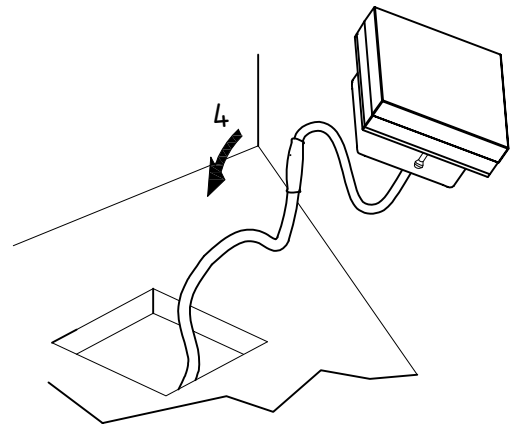


4. POSITION CABLE INSIDE THE HOUSING

TRIM

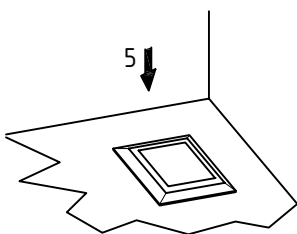


TRIMLESS

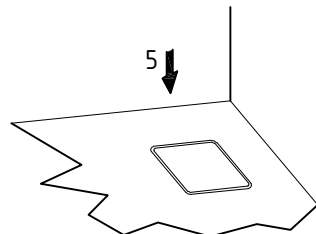


5. FOR SQD 100, SQP 100 PLACE FIXTURE LIKE SHOWN ON PICTURE BELOW

TRIM

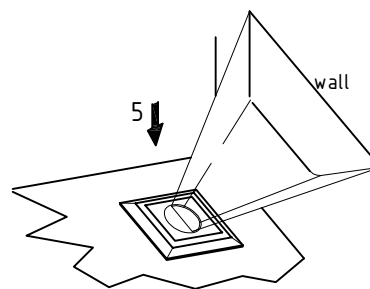


TRIMLESS



5. FOR SQW 100 PLACE FIXTURE LIKE SHOW ON PICTURE BELOW (FIXTURE OPENING POINTED TOWARDS THE WALL)

TRIM



TRIMLESS

