


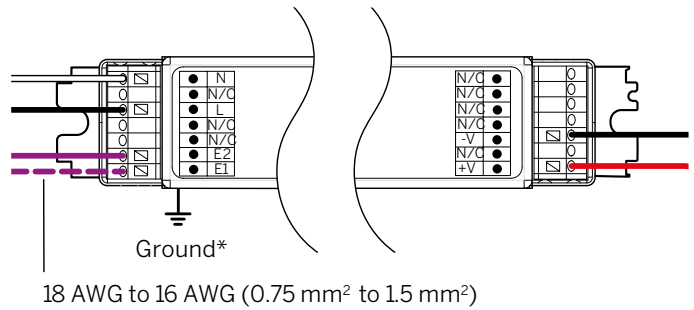
# Linear - Constant Current + RGBW (Constant Voltage) driver information

Please refer to driver manufacturer's website for current data sheets and wiring guidelines.

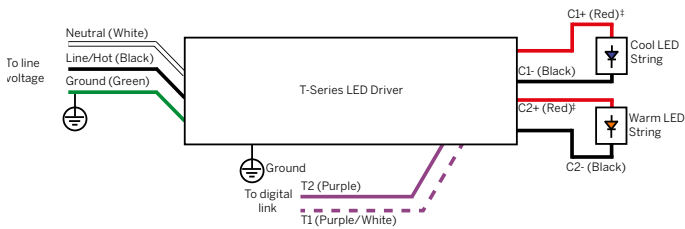
**E1 = EldoLED 0.1% dimming, 0-10V (120-277V) spec sheet [30W](#) | [75W](#)**



**L1 = Lutron 1% dimming, Ecosystem (120-277V) spec sheet**



**TQ = T-Series for Lutron Quantum 0.1% (120-277V) (Tunable White Only) spec sheet**

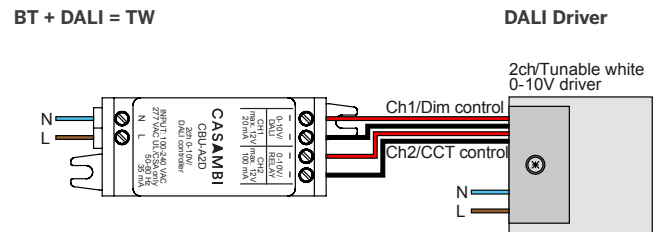
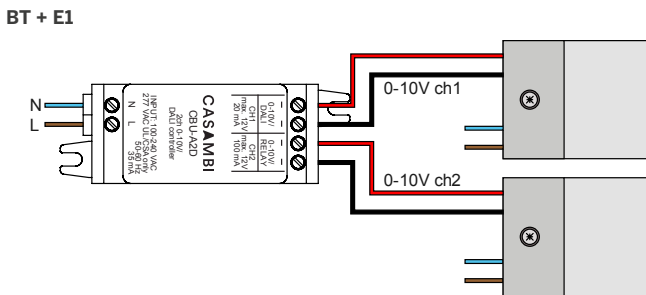


† C1+ and C2+ are electrically connected inside the driver. This supports the use of common anode loads.

**DALI = EldoLED Dali DT8 0.1% (120-277V) spec sheet**



**BT = Wireless CAS – Casambi (Must be specified with E1 or DALI) spec sheet**



# Linear - Constant Current + RGBW (Constant Voltage) driver information

EL96-DMX = Osram / EldoLED, 24V, 0.1% DMX Dimming [Driver spec sheet](#) | [DMX interface](#)

