


Edgeless and Box Covers - Coffer Application

WG EC-RPT, WG MEC-RPT, WG BC-SM, WG MBC-SM



A versatile family of cove luminaires suited to uplighting applications, producing plenty of even ambient light and lifting the ceiling for a fresh feel to the space.

The Edgeless Covers have a leading edge which rakes back to minimize the impression of the luminaire. The Box Covers have a simple, minimal form factor allowing them to deliver light with the minimum visual impact.


In both cases the aluminum profile forms a perfectly crisp contrasting edge against the lit surface above.

These light maps show expected light levels across a room of the size indicated with a coffered ceiling detail providing indirect ambient light, created with the Mini Edgeless Cove luminaire.


The minimum, average and maximum light levels are called out for reference. Three ceiling heights are given for each scenario.

 Average Light Level
 Minimum Light Level
 Maximum Light Level


9' ceiling height



12' ceiling height



15' ceiling height

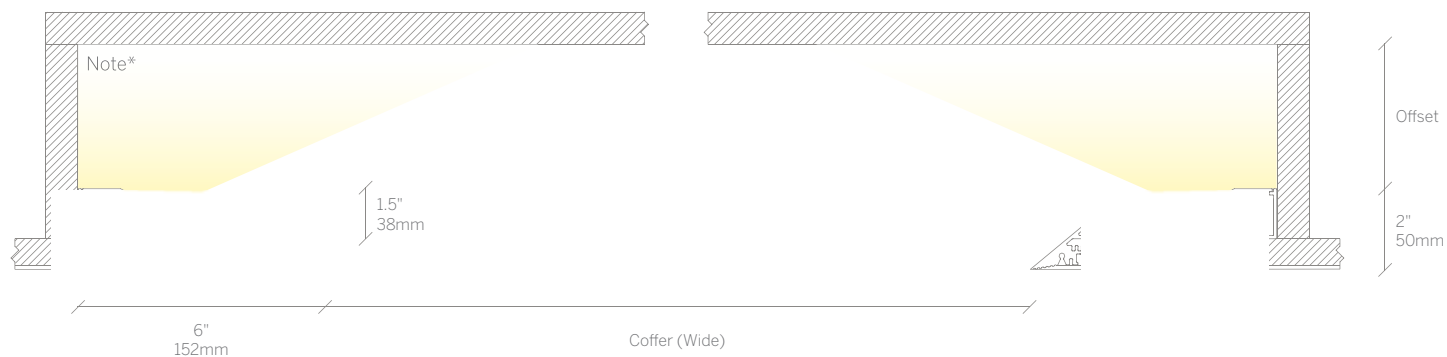


Room scenario 1
General lighting – Large single coffer

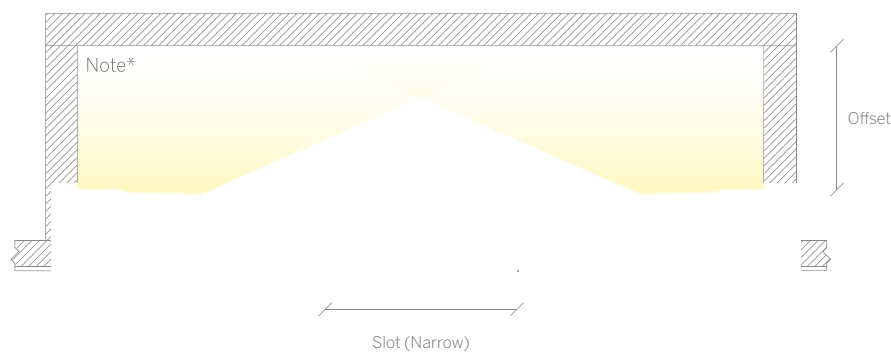
Room size 30' x 18'
Coffer dimensions 20' x 10'
Calculation results taken at task level.

Mounting Options Shown Using Mini Edgeless Cove

Option 1: Wide Coffer



Option 2: Narrow Slot




Edgeless Cove Plaster Trim	Product Details	210
Mini Edgeless Cove Plaster Trim	Product Details	211
Box Cove Surface Mount	Product Details	212
Mini Box Cove Surface Mount	Product Details	213


Note*
Paint out all internal surfaces of coffer in matt white.

Offset
Typical Offset 12"
Optimum Offset 24"
Minimum Offset 6"


9' ceiling height



12' ceiling height



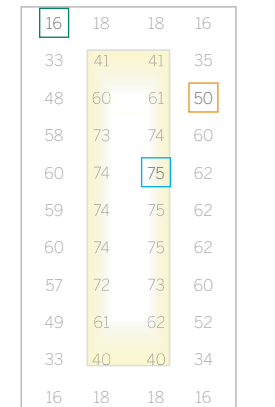
15' ceiling height




Room scenario 2
General lighting – Triple coffer

Room size 30' x 12'
Coffer dimensions 3x 9' x 5'
Calculation results taken at task level.


9' ceiling height



12' ceiling height



15' ceiling height



Room scenario 3
Corridor – Single linear coffer

Room size 30' x 8'
Coffer dimensions 20' x 4'
Calculation results taken at task level.

Calculated on the following basis:

Reflectances	Maintenance Factor	LED	Diffuser
Ceiling 70%	1.0	897lm/ft*	Snap in Satin
Walls 50%		3000 Kelvin	
Floor 20%		90 CRI	

Values in Foot Candles

Edgeless and Box Coves - Perimeter Reveal Application

WG EC-RPT, WG MEC-RPT, WG BC-RPT, WG MBC-RPT



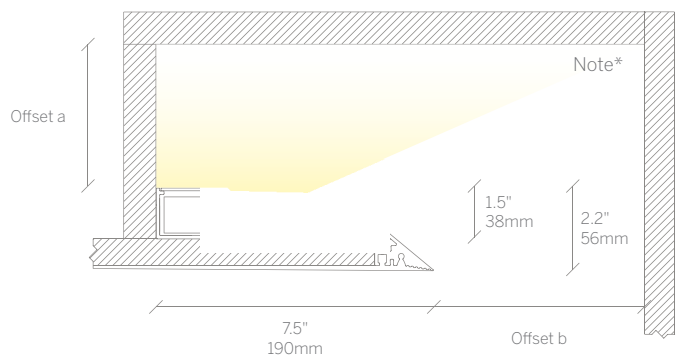
A versatile family of cove luminaires suited to uplighting applications, producing plenty of even ambient light and lifting the ceiling for a fresh feel to the space.

The Edgeless Coves have a leading edge which rakes back to minimize the impression of the luminaire. The Box Cove has a simple, minimal form factor allowing it to deliver light with the minimum visual impact.

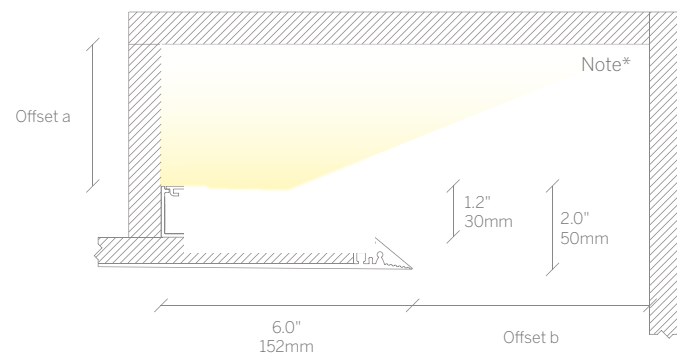
In both cases the aluminum profile forms a perfectly crisp contrasting edge against the lit surface above.

Mounting and Recommended Spacing

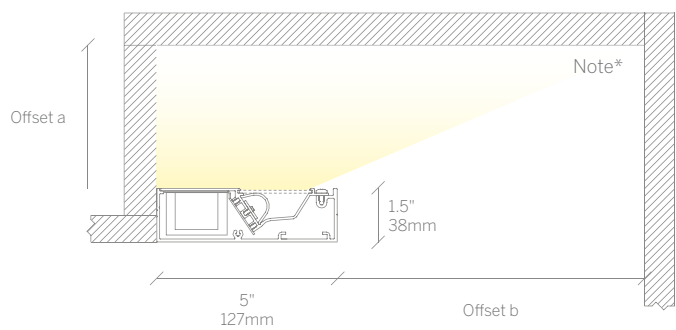
Edgeless Cove



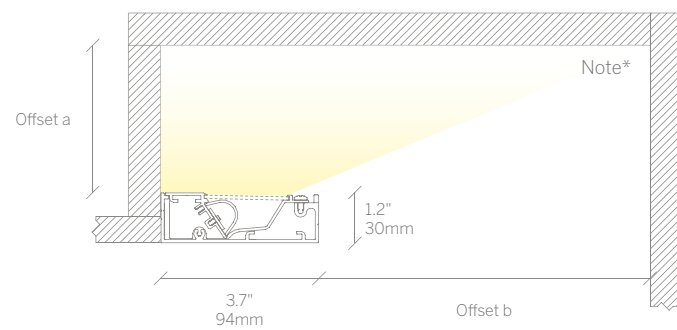
Mini Edgeless Cove



Box Cove



Mini Box Cove



Note*

Paint out all internal surfaces of cove in matt white.

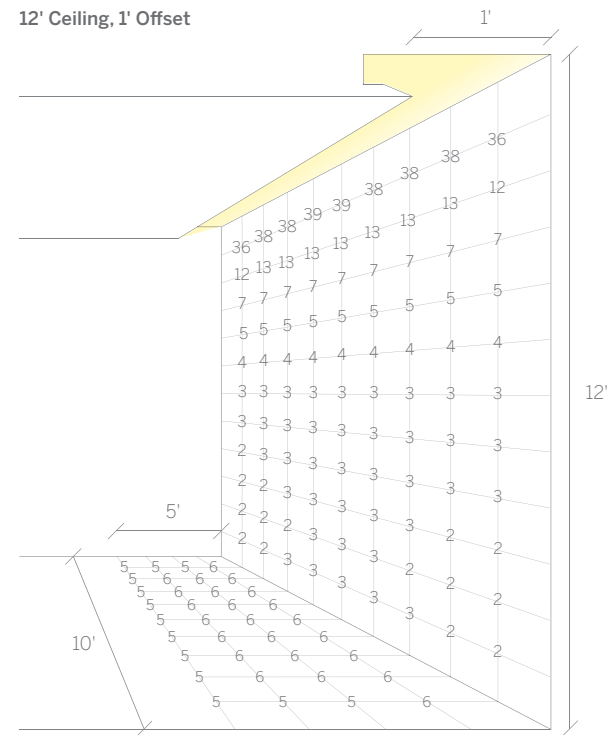
Offset a

Typical Offset 24"
Minimum Offset 6"

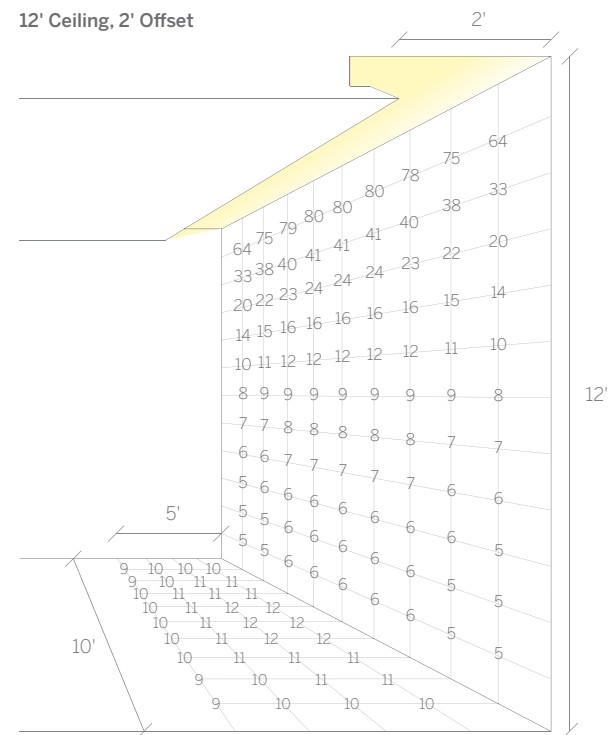
Offset b

Typical Offset 12"-36"
Minimum Offset 6"
Optimum Offset 36"

12' Ceiling, 1' Offset



12' Ceiling, 2' Offset



Values in Foot Candles

Edgeless Cove
Plaster Trim

Product Details

210

Mini Edgeless Cove
Plaster Trim

Product Details

211

Box Cove
Surface Mount

Product Details

212

Mini Box Cove
Surface Mount

Product Details

213

Calculated on the following basis:

Reflectances

Ceiling 70%
Walls 50%
Floor 20%

Maintenance factor

1.0

LED

897lm/ft*
3000 Kelvin
90 CRI

Diffuser

Snap in Satin

12' Ceiling, 3' Optimum Offset

