


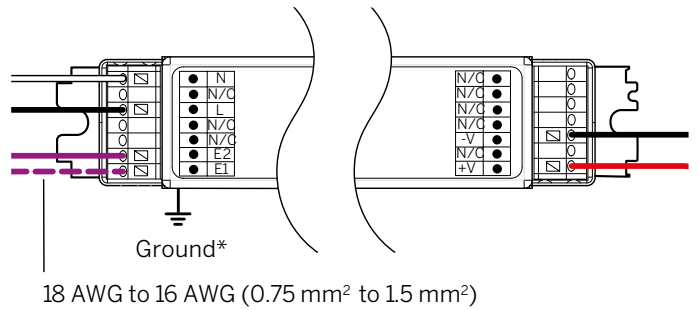
Linear - Constant Current + RGBW (Constant Voltage) driver information

Please refer to driver manufacturer's website for current data sheets and wiring guidelines.

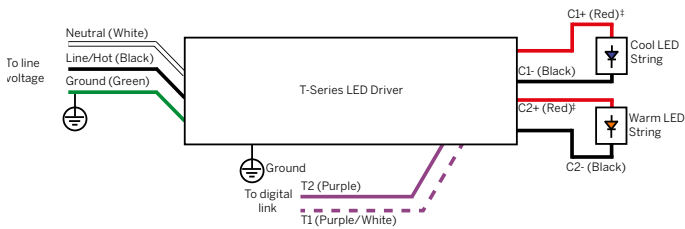
E1 = EldoLED 0.1% dimming, 0-10V (120-277V) spec sheet [30W](#) | [75W](#)



L1 = Lutron 1% dimming, Ecosystem (120-277V) spec sheet




TQ = T-Series for Lutron Quantum 0.1% (120-277V) (Tunable White Only) spec sheet



† C1+ and C2+ are electrically connected inside the driver. This supports the use of common anode loads.

DALI = EldoLED Dali DT8 0.1% (120-277V) spec sheet



BT = Wireless CAS – Casambi (Must be specified with E1 or DALI) spec sheet

