


20 Linear Surface

- The most versatile lighting tool to deliver general and accent illumination for any indoor application from a 0.7" wide luminaire.
- Mounts via invisible clip to any surface, toolless mounting to grid ceilings, magnetic and adjustable bracket mounting.
- Straight runs and complex configurations with factory corners in exact lengths as specified.
- Multiple distribution options.
- 90+ CRI, 3 Steps MacAdam delivering excellent color rendering.
- Choice of White, RGBW and Warm Dim to emulate incandescent.
- Identical LED technology used throughout all Whitegoods Linears, Coves and Perimeter products deliver consistent quality and performance throughout a project.
- Made in USA.
- 5-year warranty.

Housing	Precision extruded aluminum for true dimensions and tolerances Adjustable mounting bracket (90 and 180 degree) Standard and tailored lengths including corner configurations Finishes: white, black, silver and custom
Integration	Fixation onto any surface using standard clips, magnets and adjustable brackets
Distribution	Multiple lenses and louvers for general, accent, decorative and grazing applications
LED	Constant Voltage, 90+ CRI, 3 Steps MacAdam 120 nominal lumens/watt average (see spec sheet for delivered lumens) Conformal coated for protection against humidity optional (-WL) Warm Dim to emulate incandescent when dimming; 75 nominal lumens per watt average RGBW for color changing applications; 50 nominal lumens per watt average L70 (TM21 Projected 85C) Static White = 60,000 hours RGBW = 50,000 hours, WD = 36,000 hours
Lens	OD - Opal Diffuser provides even, continuous line of light and general illumination SD - Satin Clear Diffuser provides high efficiency soft edge beam, general illumination MPL - Micro-prismatic lens provides lower brightness, general illumination NL16 - Narrow Lens optic provides narrow beam for wall grazing applications* LL45 - 45 Degree Louver in white, black or satin provides extreme low brightness* BD - Block Diffuser of satin acrylic provides general illumination and decorative effect* ROD - Round Opal Diffuser 0.8" diameter provides general illumination* *straight runs only, no corners
Driver	Compatible with quality constant voltage drivers
Weight	0.5lbs per foot
Operating Temp	Suitable for operation in maximum ambient temperature of 35C (95F)
Warranty	5-year Limited (see complete company warranty information)
Certifications	ETL and ETL-C for dry and damp location, CE
Voltages	24V Fixture / 120-277VAC Driver (remote)

Lenses/Accessories



Opal Diffuser (OD)  
Satin Diffuser (SD)  
Micro-prismatic Lens (MPL)



Narrow Lens (NL16)




Louver (LL45)



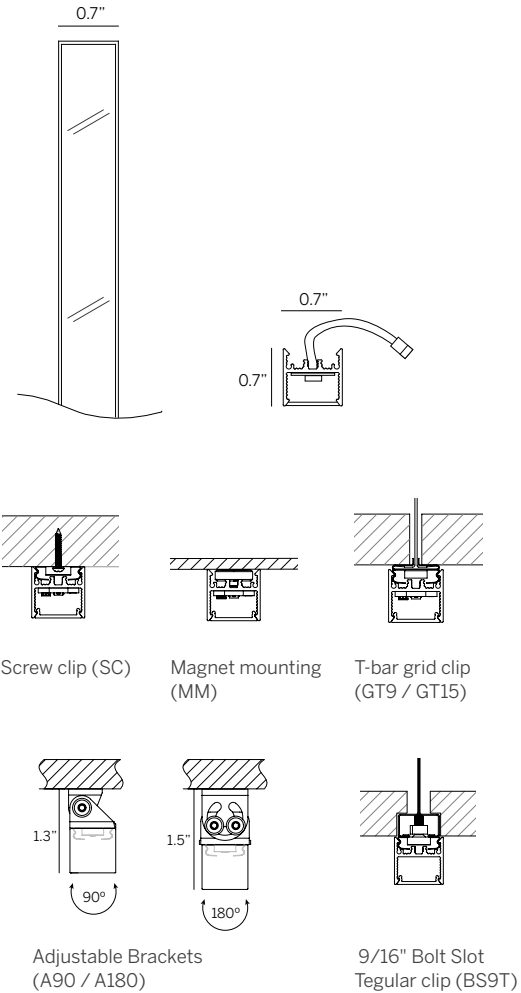
Block Diffuser (BD)



Round Opal Diffuser (ROD)



Surface Mount (SM)



20 Linear Surface

Model	Fixation	Pattern	Length	Power <sup>2</sup>	CRI/ CCT <sup>3</sup>	Driver <sup>4</sup>	Lens	Finish <sup>7</sup>	Cable	Options
WG-20LDL-SM	SC MM GT9 GT15 BS9T A90 A180	S P <sup>1</sup> PPI <sup>1</sup> PPO <sup>1</sup> PZ <sup>1</sup>	A A x B A x B x C A x B x A x B	L M H	927 930 935 940 WD RGBW	X S D010 DPH L3DAE L3DOE EL96 DMX	OD (std) SD MPL NL16 LL45B <sup>5</sup> LL45W <sup>5</sup> LL45S <sup>5</sup> BDO <sup>6</sup> BDC <sup>6</sup> ROD <sup>6</sup>	W (std) B S F	C4 (std) C10 C20 C30	EM WL <sup>8</sup>

Model

- WG-20LDL-SM = 20 Linear Surface

Fixation

- SC = Screw clip
- MM = Magnet mounting
- GT9 = 9/16" T-bar grid clip
- GT15 = 15/16" T-bar grid clip
- BS9T = 9/16" Bolt Slot Tegalur clip (1/4" reveal)
- A90 = Adjustable 90° bracket
- A180 = Adjustable 180° bracket

Pattern

- S = Straight run
- P = Standard patterns 2, 3 or 4 sided with 90° corners on the same plane<sup>1</sup>
- PPI = Pattern, Plane to Plane, Inside. 2-3-4 sided pattern with inside corners<sup>1</sup>
- PPO = Pattern, Plane to Plane, Outside. 2-3-4 sided pattern with outside corners<sup>1</sup>
- PZ = Non-standard patterns and/or corners other than 90° on multiple planes, consult factory<sup>1</sup>

Length

- A, B, C = specify inches to the nearest 0.25" (i.e. 72"). For pattens specify each length (i.e. 2 sided: A x B = 72" x 48"; 3 sided: A x B x C; 4 sided: A x B x A x B).

Power<sup>2</sup>

- L = 3W/ft low power (WD 2.7 W/ft) (24V)
- M = 6W/ft mid power (WD 5.5 W/ft) (24V) (RGBW - 7.6 W/ft)
- H = 10W/ft high power (WD 8 W/ft) (24V)

CRI/CCT (90+ CRI)<sup>3</sup>

- 927 = 2700K
- 930 = 3000K
- 935 = 3500K
- 940 = 4000K
- WD = Warm Dimming 1800 - 3000K
- RGBW = 3000K White (M power only)

Driver (remote)<sup>4</sup>

- X = No driver, ordered separately
- S = Standard, non-dim driver 120-277V
- D010 = Osram, 10%, 0-10V dimming, 120-277V
- DPH = Phase Dimming, 1% dimming, 120V only
- L3DAE = Lutron Hi-lume 1% EcoSystem, 120-277V
- L3DOE = Lutron Hi-lume Premier 0.1% EcoSystem, 120-277V
- EL96 = Osram / EldoLED, 24V, 0.1% 0-10V Dimming
- DMX = Osram / EldoLED, 24V, 0.1% DMX Dimming

Lens

- OD = Satin opal diffuser (standard)
- SD = Satin clear diffuser
- MPL = Micro-prismatic lens
- NL16 = Linear narrow lens, 16°
- LL45B = Linear louver black<sup>5</sup>
- LL45W = Linear louver white<sup>5</sup>
- LL45S = Linear louver satin<sup>5</sup>
- BDO = Block Diffuser Opal<sup>6</sup>
- BDC = Block Diffuser Clear<sup>6</sup>
- ROD = Round opal diffuser<sup>6</sup>

Finish<sup>7</sup>

- W = White, 15% gloss, RAL 9010 / Tiger Drylac 009/10120 (standard)
- B = Black, 15% gloss, RAL 9005 / Tiger Drylac 044/90053
- S = Silver, 15% gloss, RAL 9006 / Tiger Drylac 049/90500
- F = Custom finished trim, specify RAL

Cable

- C4 = 4' tray cable (plenum rated) (standard)
- C10 = 10' tray cable (plenum rated)
- C20 = 20' tray cable (plenum rated)
- C30 = 30' tray cable (plenum rated)

Options

- EM = Emergency (remote)
- WL = Wet Location Under Canopy / Cover<sup>8</sup>

Whitegoods reserves the right to change any information without prior notice.

Notes

- 1 See pattern spec sheet.
- 2 Wattage shown is for LED boards only, system wattage varies depending on driver selected.
- 3 Refer to specsheet for delivered lumen data for all product configurations.
- 4 Remote power supply required. See power supply page for details.
- 5 Louver available in 4.75" increments, straight runs only.
- 6 Butt seam (lens) when in continuous run, straight runs only.
- 7 See Tiger Drylac color chart: [inter-lux.com/tiger](http://inter-lux.com/tiger)
- 8 Wet Location option available for OD / SD / MPL lenses and recessed / surface ceiling applications only.