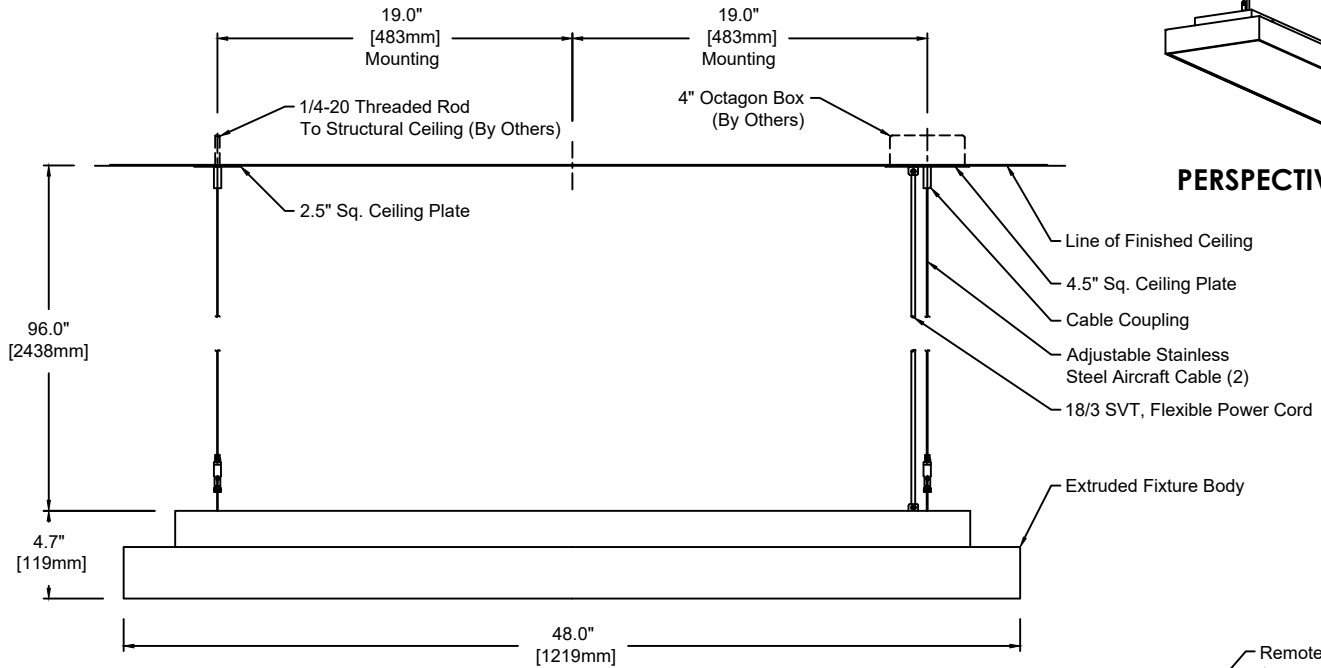
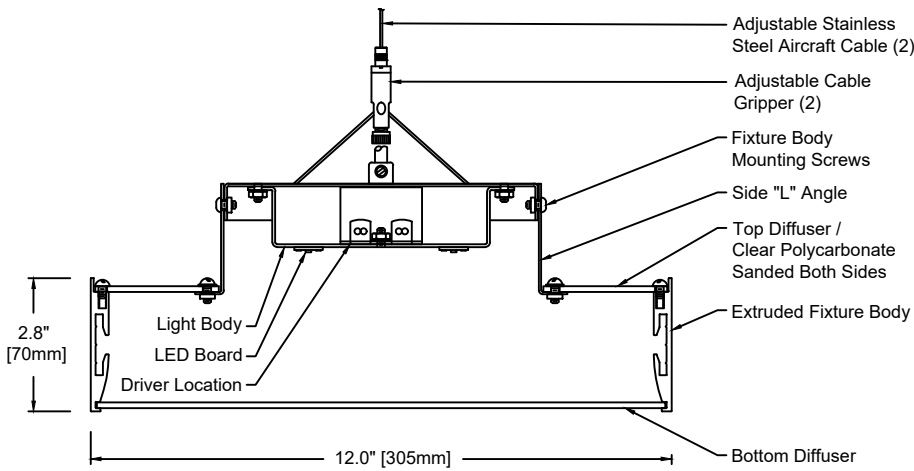


Step RC

TECHNICAL SHEET

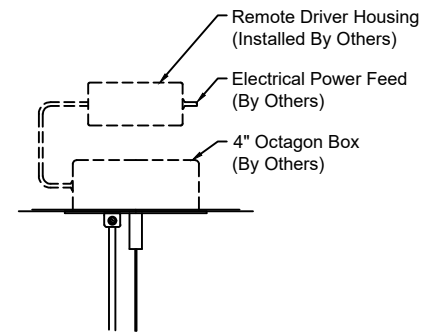


PERSPECTIVE VIEW



Body / Cross Section

Scale: N.T.S.



Remote Driver Detail:

Scale: N.T.S.

Note - Remote Driver:
L3D0E - Lutron Hi-Lume
Premier 0.1% EcoSystem - Only

Drawing 1 of 2

Fixture Weight : 20 lbs

1541	P	48	M	830	U	S	SW	16	CC
Model	Type	Size	Wattage	Color Temp	Voltage	Control	Diffuser	Finish	Options
P - Pendant	48"	L M	827 - 2,700K 830 - 3,000K 835 - 3,500K 840 - 4,000K	1 - 120 VAC only U - 120/277 V	S D010 DFPN L3DAE L3D0E	SW - Satin Opal Acrylic	16 - Clear Anodized Aluminum 21 - Painted White - RAL 9010 Matte 22 - Painted Custom Color	CC - Clear Insulated Cable (Standard) WC - White Cable BC - Black Cable	

Wattage and Control

Control (Integral):
S - Non-Dim
D010 - 0-10V 10%
DFPN - Lutron Forward Phase 1%, 120VAC
L3DAE - Lutron Hi-Lume 1% EcoSystem

Wattage "L" - 20 Watt
2,700K - 2,667 lm
3,000K - 2,667 lm
3,500K - 2,773 lm
4,000K - 2,827 lm

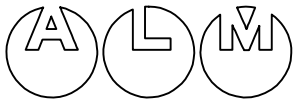
Technical Data:
Form - linear, Operating voltage: 24VDC
Color rendering index Ra min: 82 CRI, Available in 90 CRI
Viewing angle: 110°
Lifetime - L70: 60,000h
Working temperature: -20°C to 60°C (-4°F to 140°F)

Remote Driver:
Max. wiring distance / Load
Lutron
Wire Gauge ≤96W
#18AWG 25'
#16AWG 40'
#14AWG 60'

Control (Remote 24V):
L3D0E - Lutron Hi-Lume Premier 0.1% EcoSystem

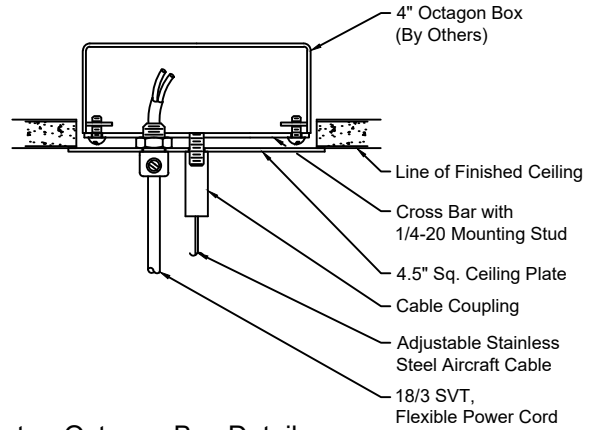
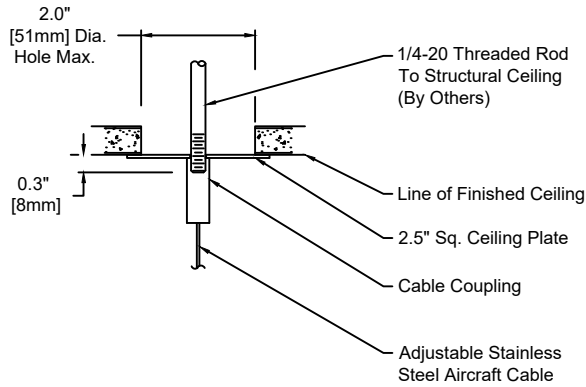
Wattage "M" - 40 Watt
2,700K - 4,953 lm
3,000K - 4,953 lm
3,500K - 5,160 lm
4,000K - 5,260 lm





Step RC

TECHNICAL SHEET



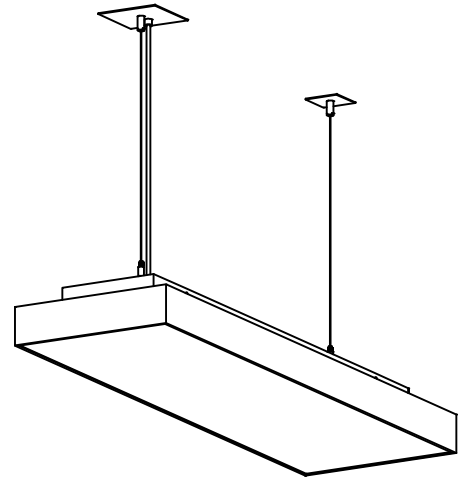
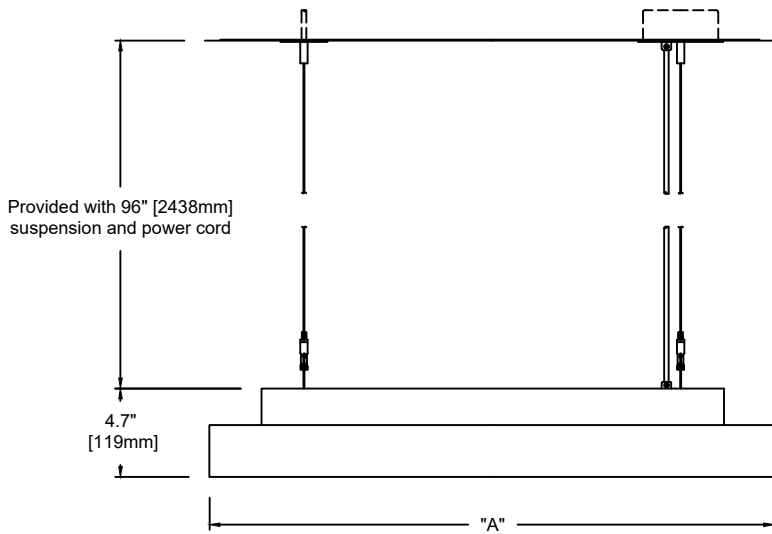
Ceiling Plate Detail - Typ.

Scale: N.T.S.

Ceiling Plate - Octagon Box Detail

Scale: N.T.S.

Ceiling Plate finish:
 - Ceiling Plate finish matches housing
 - For Clear Anodized Aluminum housing, ceiling plate finish will be Painted Anodized Aluminum



Drawing 2 of 2

Series: 1541

Remote Driver:	
Max. wiring distance / Load	
Wire Gauge	Lutron
#18AWG	25'
#16AWG	40'
#14AWG	60'

