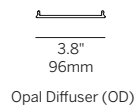


100 Linear Recessed Flush Lens

- 4" aperture, integrated solution that is compatible with all ceiling types
- Standard and tailored run lengths, including corners, wall-to-wall and wall-to-ceiling configurations
- Flush lens for wide angle, even illumination
- Multiple control and connectivity options
- Consistent LED technology used throughout the Whitegoods product range
- Flexible design allows for installation from below with separate housing and gear tray for ease of installation and maintenance
- Flicker-free full range dimming with standard driver (Eldoled)
- Manufactured in the USA

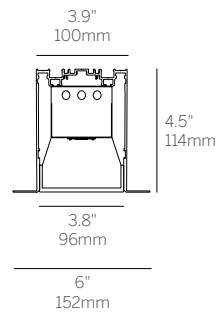

Housing	Precision extruded aluminum for true dimensions and tolerances Snap-in flush lens for seamless integrated appearance Standard and tailored lengths including corners, wall-to-wall and wall-to-ceiling configurations Finishes: white, black, silver and custom
Integration	Fixation onto any surface such as gypsum, hard ceilings and all grid ceiling types
Distribution	High angle illumination linear downlight
LED	>90 CRI, 3-Step MacAdam, 2700-4000K static white 3W - 15W per foot, 180 nominal lumens watt average, constant current Tuneable white 2200-4000K, 80 nominal lumens per watt average RGBW, 50 nominal lumens per watt L70 (TM21 Projected 85C) Static White / Tunable White = 72,000 hours, RGBW = 50,000 hours
Optic	OD - Snap-in flush satin opal acrylic for even illumination
Driver	Compatible with quality constant current drivers
Connectivity	POE Wireless
Weight	5lbs per foot
Operating Temp	Suitable for operation in maximum ambient temperature of 35C (95F)
Warranty	5-year Limited (see complete company warranty information)
Certifications	ETL and ETL-C for dry and damp location, CE, Chicago plenum
Voltages	120-277VAC

Lenses/Accessories

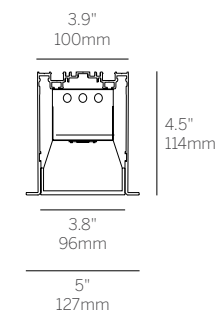


Opal Diffuser (OD)

Recessed Plaster Trim (100LDL-RPT)



Recessed Bezel Trim / Grid Trim (100LDL-RBT/RGT)



100 Linear Recessed Flush Lens

Model	Fixation	Pattern	Length	Power ²	CRI/CCT ³	Driver ⁵	Lens	Finish ⁶	Options
WG-100LDL	RPT RBT RGT9 RGT15 RGTS	S P ¹ PPI ¹ PPO ¹	A A x B A x B x C A x B x A x B	P1 P2 P3 P4 M	927 930 935 940 TW ⁴ RGBW	E1 L1 POE BT DALI TQ DMX	OD (std)	W (std) B S F	CP EM NYC

Model

- WG-100LDL = 100 Linear Recessed Downlight

Fixation

- RPT = Recessed plaster trim
- RBT = Recessed bezel trim for hard ceiling
- RGT9 = Recessed trim for 9/16" grid
- RGT15 = Recessed trim for 15/16" grid
- RGTS = Recessed trim for slot grid

Pattern

- S = Straight run
- P = Standard patterns 2, 3 or 4 sided with 90° corners on the same plane¹
- PPI = Wall to ceiling / wall to wall, 90° inside corner¹
- PPO = Wall to ceiling / wall to wall, 90° outside corner¹
- PZ = Non-standard patterns and/or corners other than 90° on multiple planes, consult factory¹

Length

- A, B, C = specify inches to the nearest 0.25" (i.e. 72.25"). For patterns specify each length (i.e. 2 sided: A x B = 72.25" x 48"; 3 sided: A x B x C; 4 sided: A x B x A x B).

Power²

- P1 = 3W/ft
- P2 = 6W/ft
- P3 = 10W/ft
- P4 = 15W/ft
- M = 7.6W/ft (RGBW Only)

CRI/CCT (90+ CRI)³

- 927 = 2700K
- 930 = 3000K
- 935 = 3500K
- 940 = 4000K
- TW = Tuneable white 2200-4000K⁴
- RGBW = 3000K White

Driver (Integral)⁵

- E1 = EldoLED 0.1% dimming, 0-10V (120-277V)
- L1 = Lutron 1% dimming, Ecosystem (120-277V)
- PoE = Power over Ethernet
- BT = Wireless CAS – Casambi (Must specify BT with E1 or DALI)
- DALI = EldoLED Dali DT8 0.1% (120-277V)
- TQ = T-Series for Lutron Quantum 0.1% (120-277V) (Tunable white ONLY)
- DMX = Osram+EldoLED, 24V, DMX Dimming (RGBW ONLY)

Lens

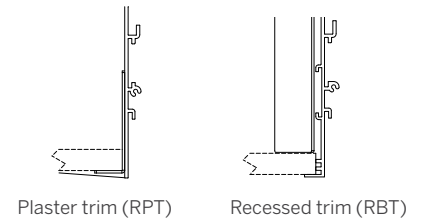
- OD = Satin opal diffuser (standard diffuse)

Finish⁶

- W = White, 15% gloss, RAL 9010 / Tiger Drylac 009/10120 (standard)
- B = Black, 15% gloss, RAL 9005 / Tiger Drylac 044/90053
- S = Silver, 15% gloss, RAL 9006 / Tiger Drylac 049/90500
- F = Custom finished trim, specify RAL

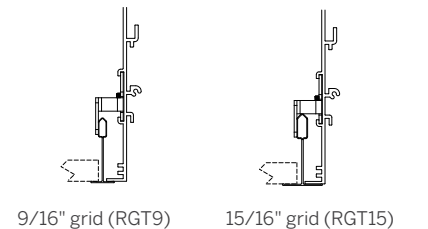
Options

- CP = Chicago plenum
- EM = Emergency LED driver (remote only)
- NYC = 6' whip per run



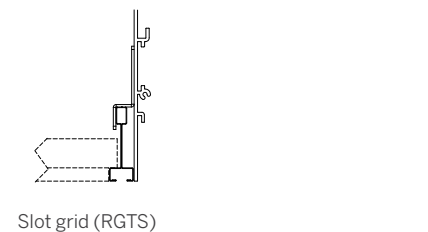
Plaster trim (RPT)

Recessed trim (RBT)



9/16" grid (RGT9)

15/16" grid (RGT15)



Slot grid (RGTS)

Whitegoods reserves the right to change any information without prior notice.

Notes

- 1 See pattern spec sheet.
- 2 Wattage shown does not include power supplies/drivers.
- 3 See spec page for delivered lumens.
- 4 TW only available with P2 and P3.
- 5 See power supply page for details.
- 6 See Tiger Drylac color chart: inter-lux.com/tiger